

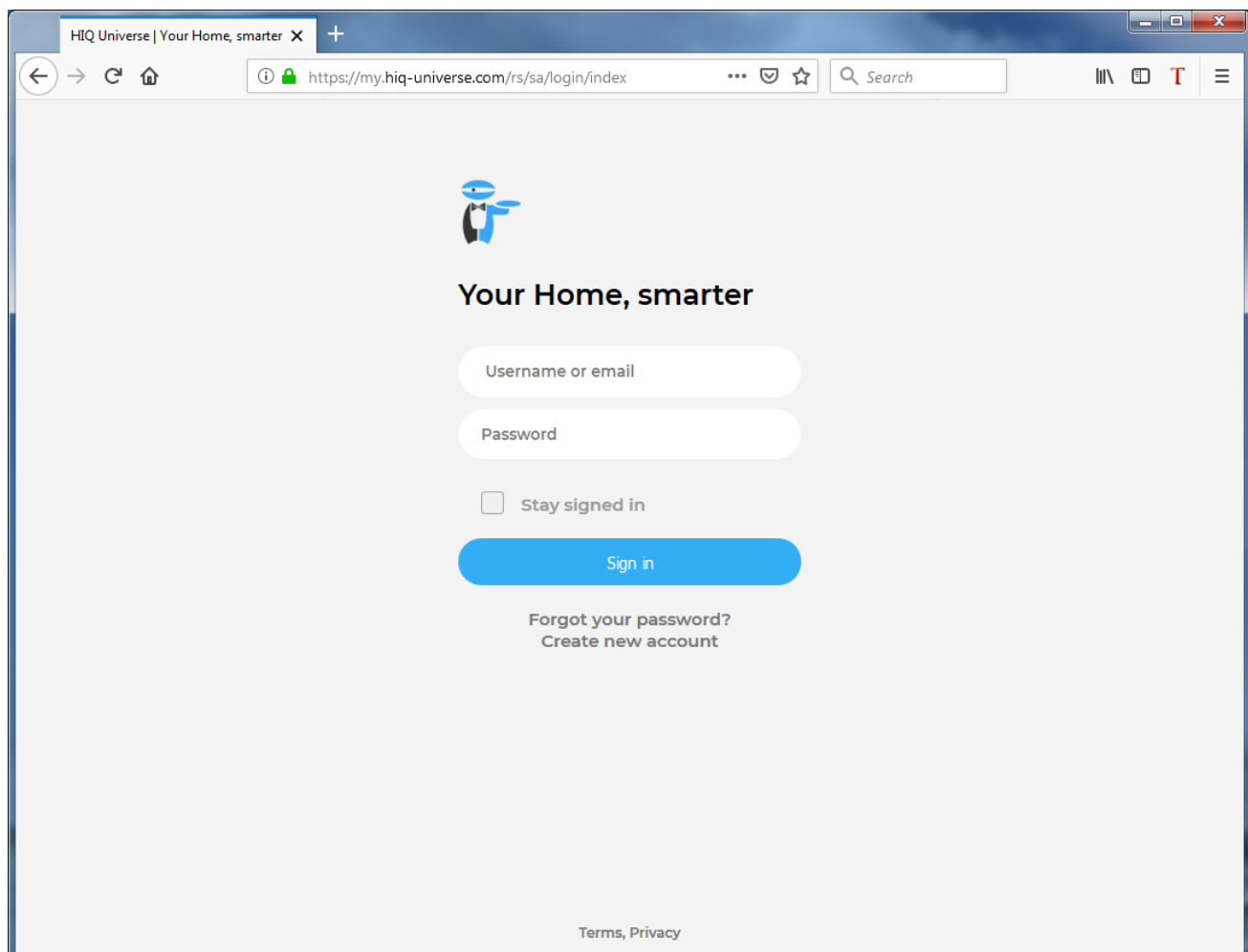
HIQ UNIVERSE

HIQ Universe is a cloud service that enables:

- An overview of current power consumption and
- An overview of the history of electrical power and energy consumption and production.

Access point: <https://my.hiq-universe.com>

HIQ Universe Log-in



Log in with your username or email and password to see your [HIQ Universe subscription dashboard](#).

To reset forgotten password click on "[Forgot your password?](#)"

To create new account click on "[Create new account](#)".

Create HIQ Universe account



In the appropriate fields, enter:

- Username
- First and Last name
- E-mail address
- Timezone
- Password

Click on "I'm not a robot"

Accept Terms and Conditions

Click on Create account

A confirmation link will be sent to your email address.

Proceed to ["HIQ Universe Log-in"](#) screen.

Reset forgotten password



In the appropriate field, enter email address.

Click on "I'm not a robot"

Click on "Reset password".

You will receive email with password reset link.



Enter new password and click on "Save new password".

Proceed to ["HIQ Universe Log-in"](#) screen.

Add HEMS controller



Enter HEMS activation code from “HEMS Quick Set-Up Guide” found in HEMS box.



HIQ Universe subscription dashboard



You will see tiles for all your subscribed HIQ Universe devices and services.

Go to [Main HEMS view](#) by clicking on HEMS tile or
add [new HEMS device](#) by clicking on blank tile with + sign.


Main HEMS view



Main HEMS page consists of 3 sections:

- "Title and view selection row" at the top
- "Power flow chart" on left side
- "Power and energy time-plot" on right

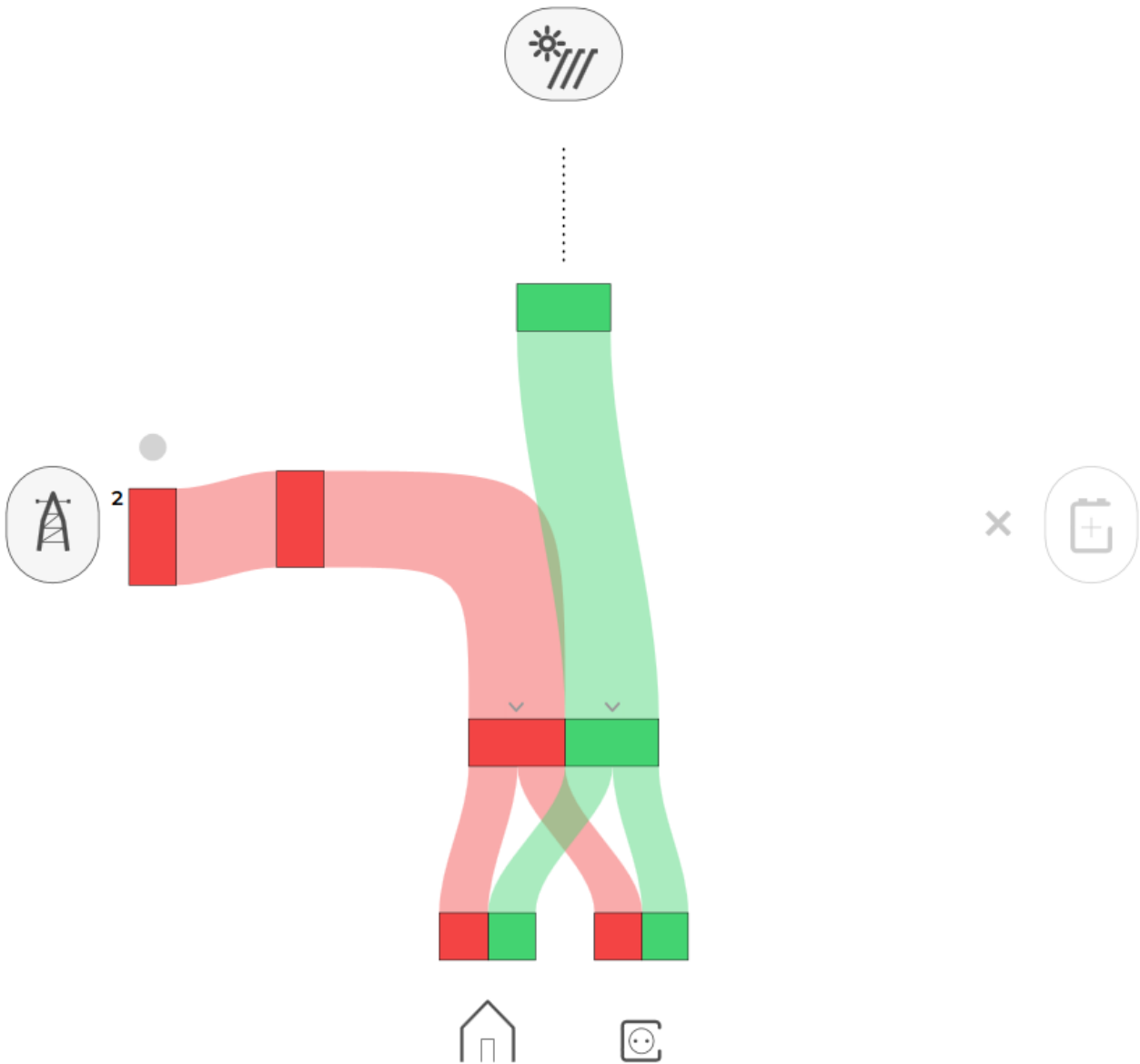
Title and view selection row



...

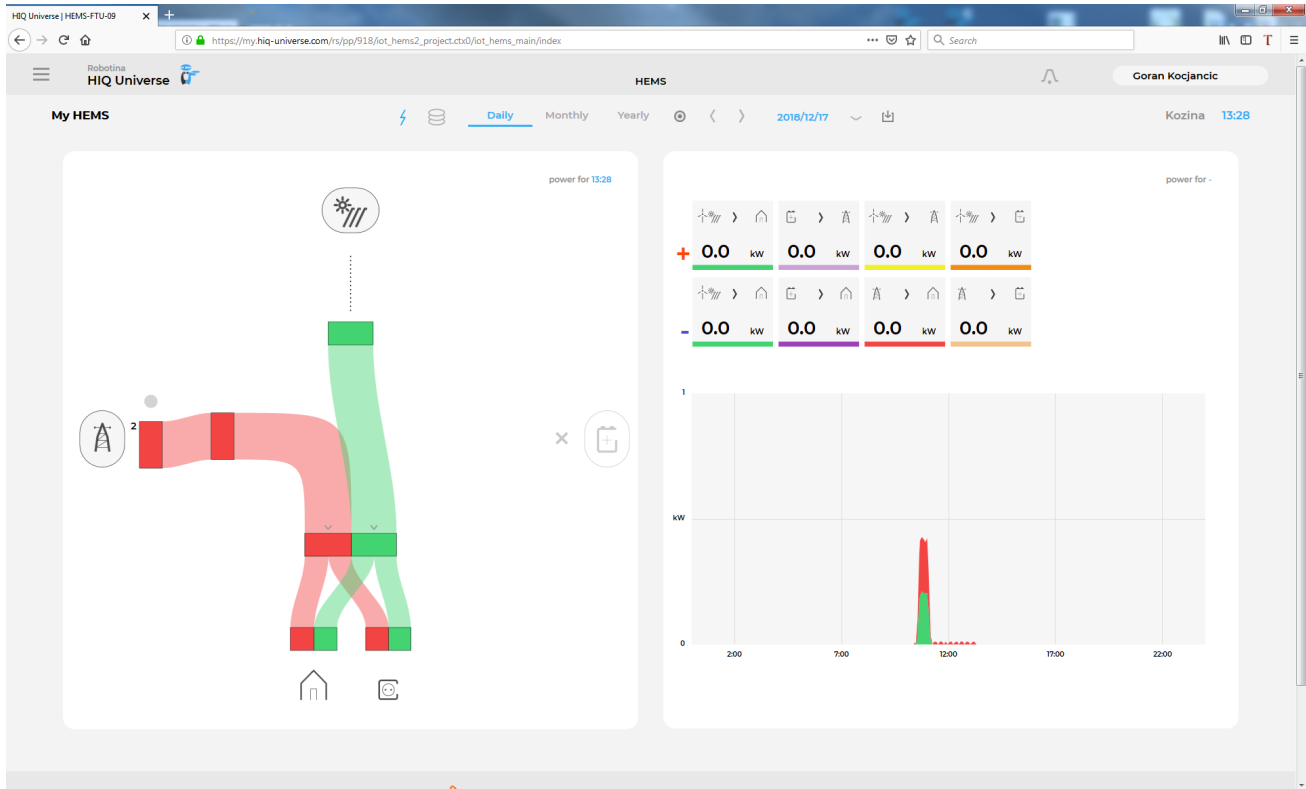
Power flow chart

power for 13:27



...

Power and energy time-plot



...

From:
<http://wiki.hiq-home.com/> -

Permanent link:
<http://wiki.hiq-home.com/doku.php?id=en:hems:universe&rev=1545049751>

Last update: **2018/12/17 12:29**

