




Firmware update

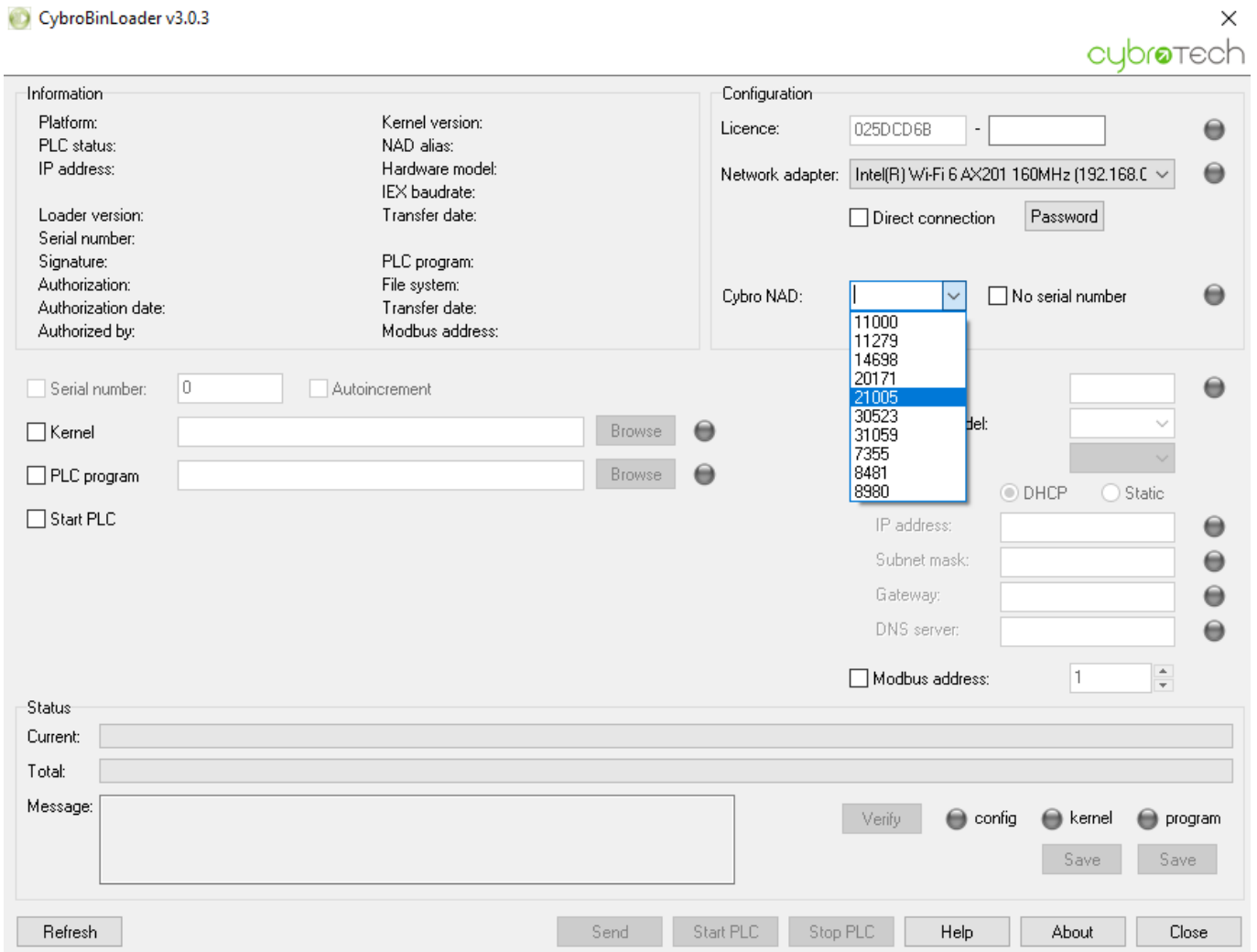
CyBroBinLoader software

- Download latest CyBroBinLoader.exe from <https://www.cybrotech.com/software-category/tools/>
- Run CybroBinLoader.exe
- In case Windows OS is blocking execution, click on “more info” and “run anyway”

	CyBroBinLoader-v3.0.3.exe Update Cybro kernel and plc program. Also able to set alias, model, baudrate, IP address, Modbus id, and dump controller memory. Works in local network, internet connection is not supported.	766.50 KB 2021-07-17	 
---	--	----------------------	--

Firmware upload

- Download latest HEMS firmware from [Download](#)
- Select correct Cybro NAD (sticker on top or side of MC controller)
- Select firmware under PLC program
- Enable PLC program and Start PLC
- Click send
-  PC must be on the same network as MC controller
-  Do not interrupt durring update process
-  HEMS configuration may be lost, use BACKUP before update and later RESTORE as described on [Software](#)



The screenshot shows the CybroBinLoader v3.0.3 application window. The interface is divided into several sections:

- Information:** Fields for Platform, PLC status, IP address, Kernel version, NAD alias, Hardware model, IEX baudrate, Transfer date, Loader version, Serial number, Signature, Authorization, Authorization date, Authorized by, PLC program, File system, Transfer date, and Modbus address.
- Configuration:** Fields for Licence (025DCD6B), Network adapter (Intel(R) Wi-Fi 6 AX201 160MHz (192.168.C)), and Cybro NAD (a dropdown menu currently showing a list of values: 11000, 11279, 14698, 20171, 21005, 30523, 31059, 7355, 8481, 8980). There are also checkboxes for Direct connection, Password, and No serial number.
- Serial number:** A text input field with '0' and an Autoincrement checkbox.
- Kernel:** A text input field with a Browse button.
- PLC program:** A text input field with a Browse button.
- Start PLC:** A checkbox.
- Network settings:** Radio buttons for DHCP and Static, and input fields for IP address, Subnet mask, Gateway, and DNS server.
- Modbus address:** A checkbox and a spinner box set to '1'.
- Status:** Fields for Current, Total, and Message.
- Buttons:** Verify, config, kernel, program, Save, Save, Refresh, Send, Start PLC, Stop PLC, Help, About, and Close.

CybroBinLoader v3.0.3

Information

Platform:	Cybro-3/ARM	Kernel version:	3.0.8
PLC status:	run	NAD alias:	none
IP address:	192.168.0.169 (dhcp)	Hardware model:	Cybro-3
		IEX baudrate:	100kbps
		Transfer date:	2021-10-27 11:23:20
Loader version:	3.2	PLC program:	ok
Serial number:	21005	File system:	1 file(s)
Signature:	201E5417h	Transfer date:	2021-10-27 14:26:12
Authorization:	ok	Modbus address:	1
Authorization date:	2020-06-23 17:16:40		
Authorized by:	9110C49Dh		

Configuration

Licence: 025DCC6B - []

Network adapter: Intel(R) Wi-Fi 6 AX201 160MHz (192.168.0.1) []

Direct connection

Cybro NAD: 21005 [] No serial number []

Serial number: [0] Autoincrement

Kernel [Browse] []

PLC program [C:\Users\mbehek\Desktop\hems_1.2.0.bin] [Browse] []

Start PLC

NAD alias: [] []

Hardware model: [] []

IEX baudrate: [] []

IP address: DHCP Static

IP address: [] []

Subnet mask: [] []

Gateway: [] []

DNS server: [] []

Modbus address: [1] []

Status

Current: []

Total: []

Message: 2021-10-28 11:35:58: connected

[Verify] [config] [kernel] [program]

[Save] [Save]

[Refresh] [Send] [Start PLC] [Stop PLC] [Help] [About] [Close]

From: <http://wiki.hiq-home.com/> -

Permanent link: http://wiki.hiq-home.com/doku.php?id=en:hems_v1_2_0:methods_resources:firmwareupdate&rev=1635427182

Last update: 2021/10/28 13:19

