
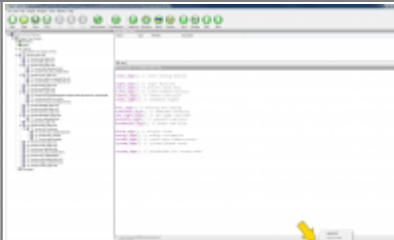
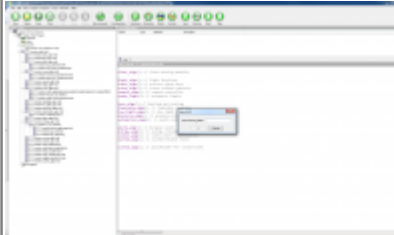




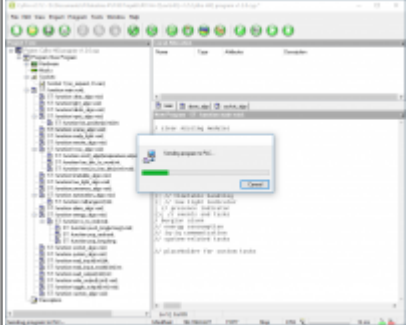

# Firmware

## HC-IQ FW update


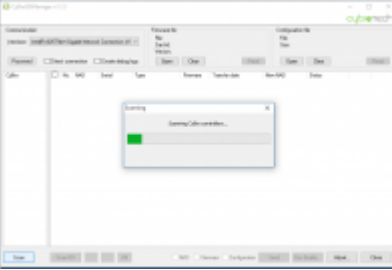


Download and save CyPro IDE	<a href="#">CyPro</a> or <a href="#">CyPro.zip</a> (v2.8.0)
Run and install it	
Download and open project	

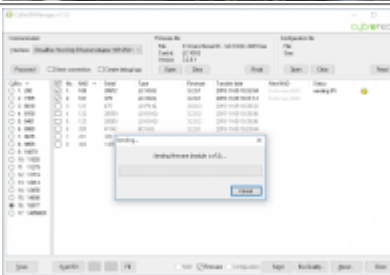
[hc-iq-v1214.cyp](#) (v1.2.14) |

Find Home Controller NAD (sticker on top of HC)		
Select Home Controller		
Enter NAD	right click on NAD	
If HC does not have the latest Kernel you have to send a new one.	Tools → Kernel maintenance...	
Send kernel to HC-IQ.	Select [Send] and then [Close]	

Send Program	Program → Send [F9]	
Start PLC program	Program → Start PLC [F11]	

## HIQ-DC FW update

Download and unzip CybroIEXManager		<a href="#">CyBrolexManager</a>
Download and unzip Device Controller FWs		<a href="#">firmware.zip</a>
Start CybroIEXManager.exe		
Scan for Home controller	[Scan]	
Select Home Controller (NAD number - sticker on top of HC)		
Scan for connected IEX Device Controllers	[Scan IEX]	

<p>For each connected device type open HIQ-DC FW.</p> <p>There can be several hardware versions. Hardware version is marked on the device or on the PCB board. Check <a href="#">firmware compatibility</a>. Versions not listed there are not compatible and should not be used.</p>	<p>[Open]</p>	 
<p>Send Firmware to HIQ-DC</p>	<p>[Send]</p>	

### HIQ applications

Windows:

[HIQ Configurator](#).

(Some antivirus programs or company firewalls does not allow the downloading of \*.exe files. You can download [file in .zip package](#) or you can disable the antivirus program.)

Apple:



Android:



## [hiq\\_manual.pdf](#)

From:  
<http://wiki.hiq-home.com/> -

Permanent link:  
[http://wiki.hiq-home.com/doku.php?id=en:hiq\\_home:methods:commissioning:firmware&rev=1558087888](http://wiki.hiq-home.com/doku.php?id=en:hiq_home:methods:commissioning:firmware&rev=1558087888)

Last update: **2019/05/17 10:11**

