
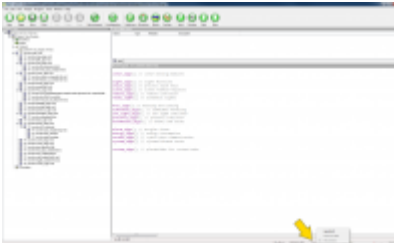
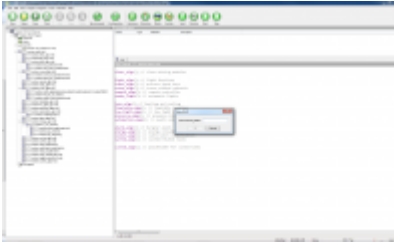




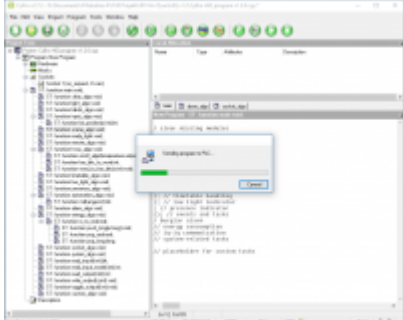
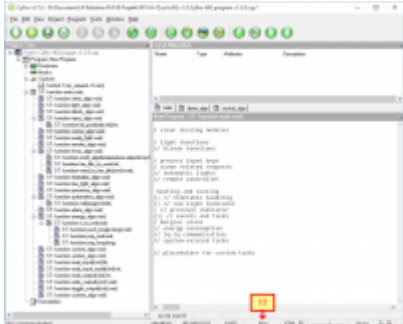
Firmware

HC-IQ FW update


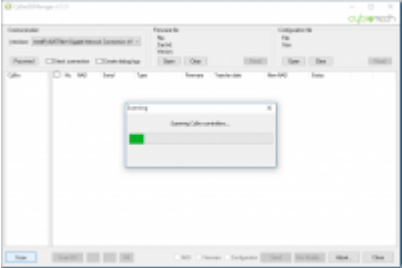


Download and save CyPro IDE


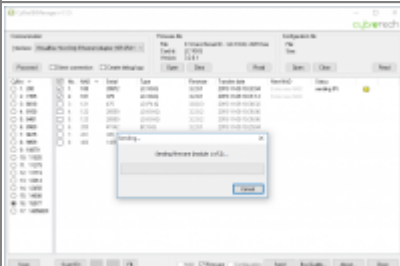
[cypro-v3.0.7.exe](#) (v3.0.7 - Cybro-3 / MC version) |

Run and install it		
Download and open project		<p>hc-iq.cyp (v1.2.9a) or hc-iq-v1214.cyp (v1.2.14) or hc-iq-v603.cyp (v6.0.3 - Cybro-3 / MC version)</p>
Find Home Controller NAD (sticker on top of HC)		
Select Home Controller	right click on NAD	
Enter NAD		
If HC does not have the latest Kernel you have to send a new one.	Tools → Kernel maintenance...	
Send kernel to HC-IQ.	Select [Send] and then [Close]	

Send Program	Program → Send [F9]	
Start PLC program	Program → Start PLC [F11]	

HIQ-DC FW update

Download and unzip CybroIEXManager		CyBrolexManager
Download and unzip Device Controller FWs		firmware.zip
Start CybroIEXManager.exe		
Scan for Home controller	[Scan]	
Select Home Controller (NAD number - sticker on top of HC)		
Scan for connected IEX Device Controllers	[Scan IEX]	

<p>For each connected device type open HIQ-DC FW.</p> <p>There can be several hardware versions. Hardware version is marked on the device or on the PCB board. Check firmware compatibility. Versions not listed there are not compatible and should not be used.</p>	<p>[Open]</p>	 <p>The screenshot shows the HIQ-DC FW application interface. At the top, there's a menu bar with 'File', 'Device', and 'Help'. Below it is a list of connected devices. A table below the list shows hardware versions for various device models. The table has columns for 'Device', 'Hardware Version', 'Firmware Version', and 'Status'. A red circle highlights the 'Hardware Version' column.</p>
<p>Send Firmware to HIQ-DC</p>	<p>[Send]</p>	 <p>The screenshot shows the HIQ-DC FW application with a 'Send Firmware' dialog box open. The dialog box has a title bar that says 'Send Firmware' and a 'Send' button.</p>

HIQ applications

Windows:

[HIQ Configurator](#).

(Some antivirus programs or company firewalls does not allow the downloading of *.exe files. You can download [file in .zip package](#) or you can disable the antivirus program.)

Apple:



Android:



[hiq_manual.pdf](#)

From:
<http://wiki.hiq-home.com/> -

Permanent link:
http://wiki.hiq-home.com/doku.php?id=en:hiq_home:methods:commissioning:firmware&rev=1562754035

Last update: **2019/07/10 10:20**

