
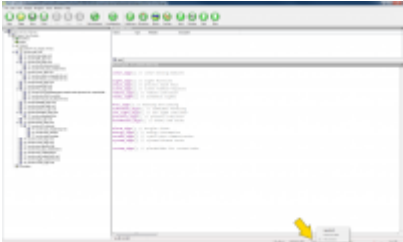
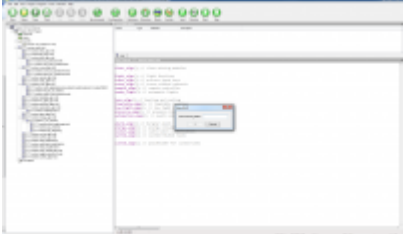

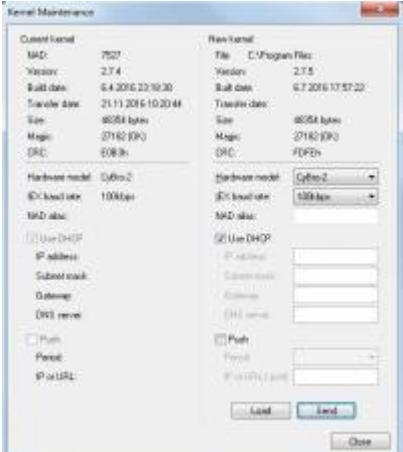

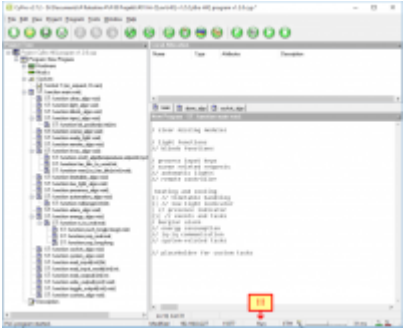



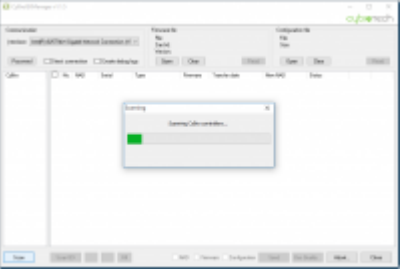


Firmware

HC-IQ FW update

<p>Download and save CyPro IDE Run and install it</p>		<p>CyPro (v2.8.0 - HC-IQ) or cypro-v3.1.0.exe (v3.1.0 - Cybro-3 / MC version)</p>
<p>Download and open project</p>		<p>hc-iq-v1216.cyp (v1.2.16 - for HC-IQ) or hc-iq-v615a.cyp (v6.1.5a - for Cybro-3 and MC)</p>
<p>Find Home Controller NAD (sticker on top or on side of HC / MC)</p>		
<p>Select Home Controller</p>		
<p>Enter NAD</p>	<p>right click on NAD</p>	
<p>If HC does not have the latest Kernel you have to send a new one.</p>	<p>Tools → Kernel maintenance...</p>	
<p>Send kernel to HC-IQ.</p>	<p>Select [Send] and then [Close]</p>	

Send Program	Program → Send [F9]	
Start PLC program	Program → Start PLC [F11]	

HIQ-DC FW update

Download and unzip CybroIEXManager		CyBrolexManager
Download and unzip Device Controller FWs		firmware.zip
Start CybroIEXManager.exe		
Scan for Home controller	[Scan]	
Select Home Controller (NAD number - sticker on top of HC)		
Scan for connected IEX Device Controllers	[Scan IEX]	

<p>For each connected device type open HIQ-DC FW.</p> <p>There can be several hardware versions. Hardware version is marked on the device or on the PCB board. Check firmware compatibility. Versions not listed there are not compatible and should not be used.</p>	<p>[Open]</p>	
<p>Send Firmware to HIQ-DC</p>	<p>[Send]</p>	

HIQ applications

Windows applications are in [download folder](#).

Apple:



Android:



[hiq_manual.pdf](#)

From:
<http://wiki.hiq-home.com/> -

Permanent link:
http://wiki.hiq-home.com/doku.php?id=en:hiq_home:methods:commissioning:firmware&rev=1666010827

Last update: **2022/10/17 12:47**

