

HIQ GRMS

Guest Room Management System

HIQ GRMS is optimized for Hotel Guest room applications. Based on HIQ range of controllers GRMS adds functionality to Hotels and improves guest experience. All HIQ components can be used and combined with HIQ GRMS to form complex customized solutions and it can be connected to HIQ BMS and HIQ Universe cloud. HIQ BMS can be used for other areas, like corridors, foyer, hall, SPA, restaurants, bars and others.

Attractive glass finished panels, which can be fully customized (color, appearance, hotel logo) are integral part of the system. Alternatively standard push-buttons can be used.



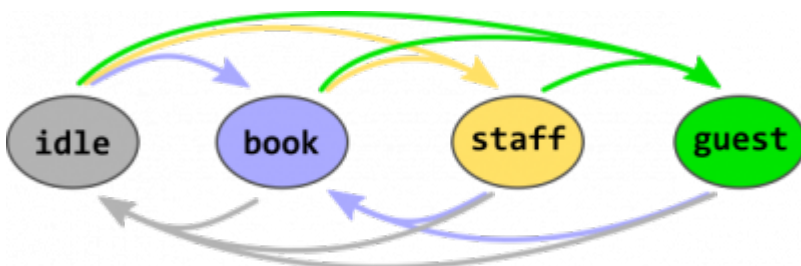
GRMS functionalities






HIQ Hotel GRMS functionalities:

- Room state
- Access control
- Master Contactor
- Lights
- HVAC
- Ventilation fan
- Blinds
- Room info panels
- SOS
- Fire alert

Room state

Room status monitoring is important for the operation of all the devices in the hotel room.



	check-in	manual on GRMS management system / automatic from booking system		
	guest entry	advanced presence detection / guest card in card holder		
	staff entry	advanced presence detection / staff card in card holder		
	exit	card removed from card holder		
	check-out	manual on GRMS management system / automatic from HIS		
	power relay	lights	HVAC	blinds
IDLE	OFF (delay)	All OFF scene (delay)	Idle set-points	All OFF scene (delay)
BOOK	OFF (delay)	All OFF scene (delay)	Book set-points	All OFF scene (delay)
STAFF	ON	Staff welcome scene	No change	Staff welcome scene
GUEST	ON	Guest welcome scene	Guest set-points	Guest welcome scene

The devices are switched when the state of the room changes, later manual control is possible at any moment.

Advanced presence detection	The system automatically detects the presence and type of user in the room based on the access card, door status and room motion sensor.
Card holder	Key-card holder in room which reads the code from the card and allows the status to be switched only to authorized cards.
GRMS management system	Manually change room status, booking system integration

Access control

It makes it easy to manage access rights to hotel rooms. For this purpose, the door must be fitted with an electric lock and an access code reader installed in front of the door.

The access codes are stored in the local room controller. Thus, access is independent of the operation of the entire system and is therefore very reliable.

Access code management is centralized and runs over a local network. If any part of the system fails, emergency local code management is possible with master code (master card).

Code reader	Access code reader in corridor near room entrance door. Most often it is an RFID card reader, but it can also be a QR code reader or a keyboard to enter a PIN code.
Electric lock	Entrance door unlock lock. The use of a mortise electric lock is recommended. Any type of lock that can be unlocked with an electrical signal can be used. It is important that the exit from the room is safe in all cases (even in the event of a power failure).
GRMS management system	Management of access codes.

Master Contactor

Turn off all consumers (except the refrigerator) when the room is not occupied. This significantly reduces the consumption of electricity and prevents the connected devices from causing dangerous situations (fire).

Contactor	Contactor (power relay) with 230 VAC coil which cuts off power to consumers.
-----------	--

Lights

Easy and user-friendly lighting management of the hotel room.

In addition to control the lights individually, it also allows group management through the scenes. Scenes can be triggered manually (dedicated push-buttons) or automatically depending on the change of room status:

- when entering the room guest or staff **welcome scene** is activated according to the type of user,
- when user leave the room, the scene **all off** is triggered with a delay.

The **welcome scene** allows the guest to enter the illuminated room which, in addition to comfort, has a great impact on safety.

Light	The system provides controls for virtually any kind of light, from simple ON / OFF, dimmed 230 VAC, dimmed led strips, RGB-W led strips, ...
Push-button	Mechanical or touch push-button for individual light or scene control.

HVAC

Advanced temperature control allows heating or cooling to various desired values according to room conditions. This makes it possible to save energy when the room is not booked or the room is not occupied and comfortable when the guest is in the room.

Ventilation fan

Blinds


Comfortable individual blinds control. Blinds can be included in scene too.

Room info panels

In-room touch info panel
Corridor room info panel
Smart Doorbell

SOS

Fire alert



From:

<http://wiki.hiq-home.com/> -

Permanent link:

http://wiki.hiq-home.com/doku.php?id=en:hiq_hotel:hiq_grms&rev=1586521814



Last update: **2020/04/10 12:30**