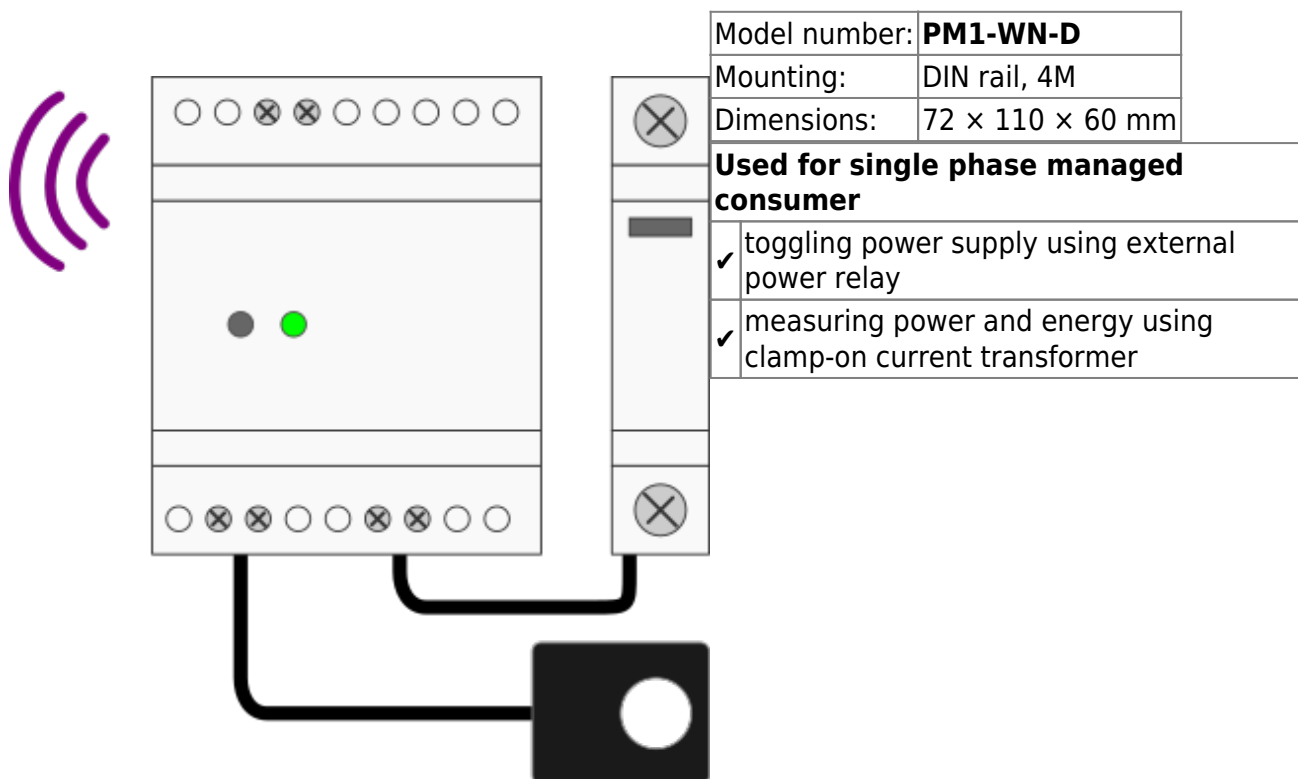


Wireless DIN rail power meter

Wireless DIN rail power meter, external power relay switching and consumer measurement



Features

- Wireless load management, external power-relay control
- Consumer measurements, clamp-on current transformer

General description

Wireless DIN rail power meter PM1-WN-D is a DIN rail mounted control unit. It can switch on/off an external power-relay and measure active power and energy consumption.

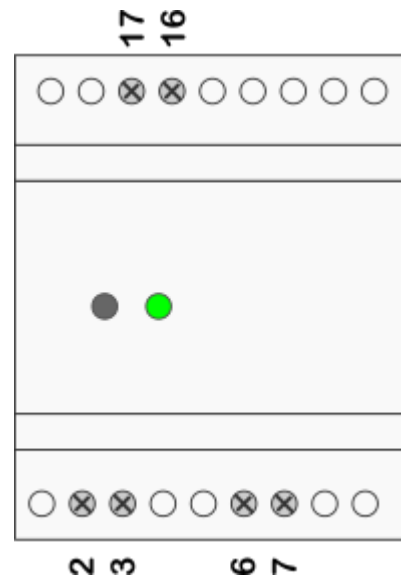
This device has to be directly and continuously main powered. For network purposes, it is a Router (Repeater) i.e. it has function of maintaining radio traffic from and to other similar devices and it can also act as a parent device for battery-powered sensors of the same family.

Technical specifications

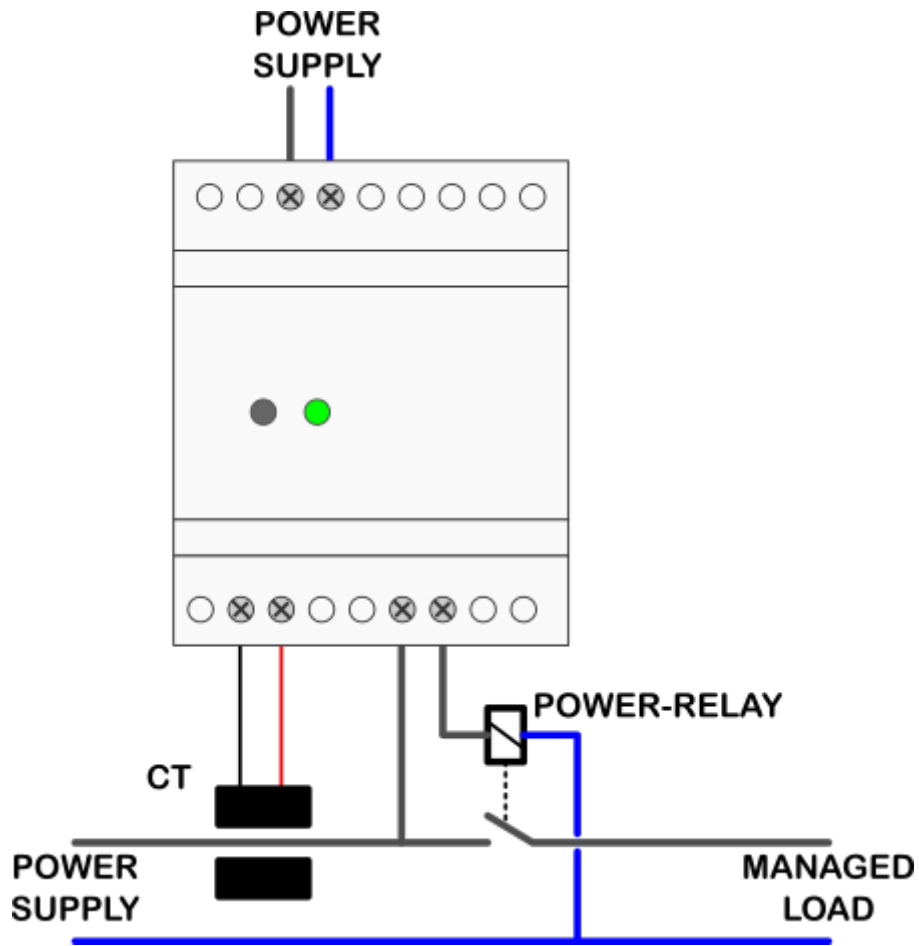
POWER SUPPLY	85-250 Vac; 50/60 Hz
WIRELESS CHARACTERISTICS	2405 MHz ÷ 2480 MHz
	DSSS Modulation
	Nominal transmission Power +3dBm
	IEEE 802.15.4 compliant
	Stack EmberZNet3.5.x
	Stack version 0
	Proprietary profile ID
	Proprietary encryption key
MEASURES	Energy consumed [Wh]
	Active Power [W]
	Time of measurement [sec]
MAXIMUM LOAD	15 kW
RELAY CHARACTERISTICS	Contacts 10A 250V (resistive load)
CONNECTIONS	Terminal blocks
OPERATING CONDITIONS	-10 + 55 °C
PROTECTION CLASS	IP30

Terminals

PM1-WN-D			
MAINS	16	Power source	L
	17		N
CT	2	Current transformer	black
	3		red
Relay	6	Power relay	coil power supply
	7		coil



Connection



From:
<http://wiki.hiq-home.com/> -

Permanent link:
http://wiki.hiq-home.com/doku.php?id=en:hiq_hw:pm1-wn-d&rev=1566292079

Last update: 2019/08/20 09:07

