

# Three phase power sensor

## 3-phase power-sensor



Model number:	<b>PM3-E-D</b>
Connect to:	<b>MC-230</b> RS485 power sensor bus A - B
Mounting:	DIN rail, 1M, 18 mm
Dimensions:	66 × 72 × 100 mm
<b>Used for measuring power and energy of</b>	
✓	single/three-phase energy sources
✓	single/three-phase energy consumers

## Applications

- Digital multi-function power sensor for single/three phase networks

## Features

- DIN rail mounting
- Three Phase 100A Direct Fed
- Accuracy Class 0.5 (Active Energy)
- Bi-directional Measurement for kW and kWh
- Configurable Pulsed output (Import/ Export/Nett kWh)
- Line Frequency
- Power, maximum power demand and power factor
- Active energy imported and exported
- Reactive energy imported and exported
- Supported Modbus (SDM630Modbus)

## General description

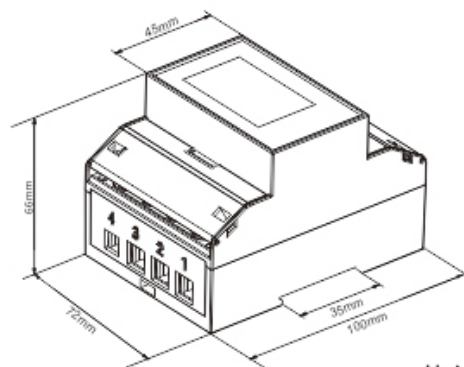
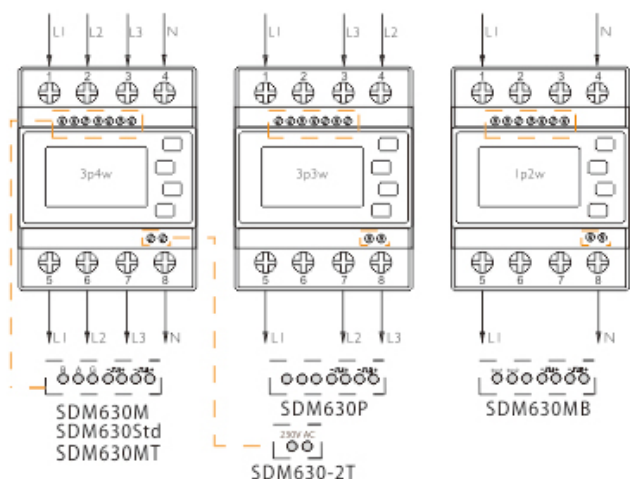
SDM630 series measures and displays the characteristics of 1p2w, 3p3w and 3p4w supplies, including voltage, frequency, current, power, active and reactive energy, imported or exported, harmonic etc. Bi-directional measurement makes it an ideal choice for Solar PV measurement. The units support

Max. 100A direct connection, saving the cost and avoiding the trouble to connect external CTs. Two pulse outputs and 1 communication port (Mbus/Modbus) are provided for remote monitoring. The unit has been approved to meet the requirements of EU Directive 2014/32/EU.

## Technical specifications

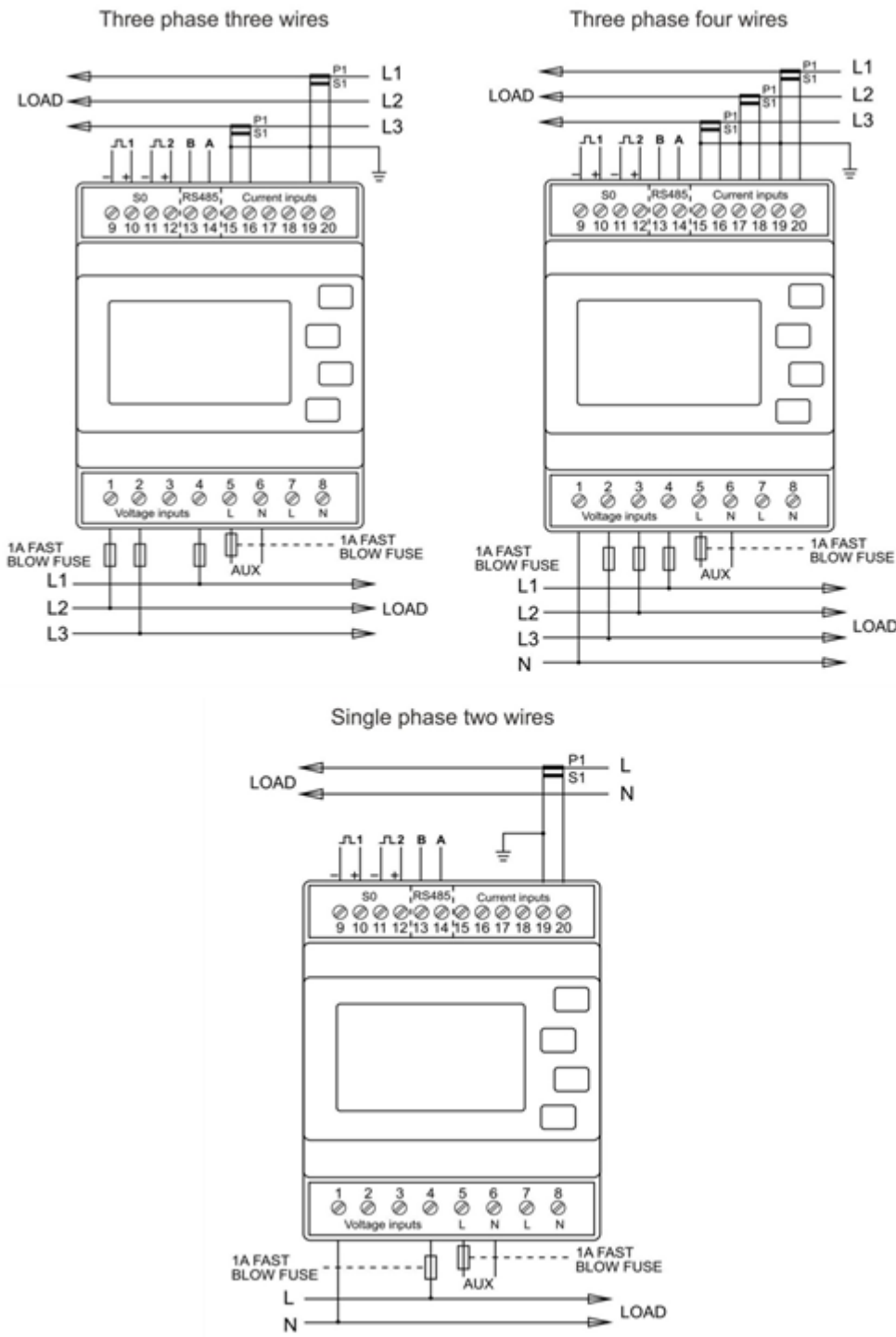
<b>Technical Data</b>	
Operating Humidity	≤ 90%
Storage Humidity	≤ 95%
Operating Temperature	-25°C - +50°C
Storage Temperature	-40°C - +70°C
Mounting	DIN rail (DIN 43880)
Sealing	IP51 Indoor
Frequency	50Hz or 60Hz
Power Consumption	≤ 10W
<b>Accuracy</b>	
Voltage, Current	0.2% of range maximum
Frequency	0.1% of Mid-Frequency
Power Factor	1% of Unity (0.01)
<b>Current transformer</b>	
Frequency	50-60 Hz
Max current	100 A
<b>Modbus</b>	
Transmission Mode	RS485 Half-Duplex
Protocol	Modbus RTU
Baud Rate	2400bps - 38400bps
Address Range	1-247
Parity	EVEN/ODD/NONE
Data Bit	8
Stop Bit	1 or 2

## Dimensions



Height 100mm  
 Width 72mm  
 Depth 66mm

# Installation



hiq\_pm3-e-d-ct\_user\_manual\_v1.pdf  
hiq\_pm3-e-d-ct\_protocol\_v1.6.pdf

From:

<http://wiki.hiq-home.com/> -

Permanent link:

[http://wiki.hiq-home.com/doku.php?id=en:hiq\\_hw:pm3-e-d&rev=1669800978](http://wiki.hiq-home.com/doku.php?id=en:hiq_hw:pm3-e-d&rev=1669800978)



Last update: **2022/11/30 09:36**