

# Motion sensor

## Dual technology PIR/Ultrasonic motion detector ceiling recessed



Model number:	<b>DIU-9-LC</b>
Connects to:	digital input
Mounting:	Wall or ceiling

## Applications

- Motion detector
- Ready light
- Lighting control
- Hotel GRMS

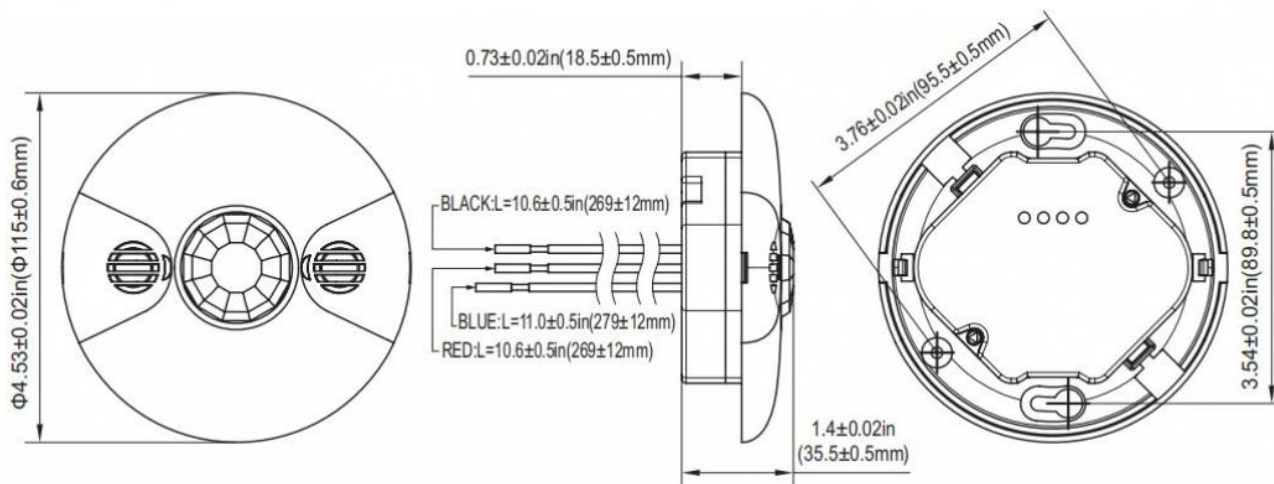
## Installation instruction

- Ensure that there are no obstructions (plants, screens, furniture etc.) in the field of view that may cause incorrect cover/operation of the detector.
- Install the detector at proper height on a rigid surface. Do not install the detector on vibrating surface.

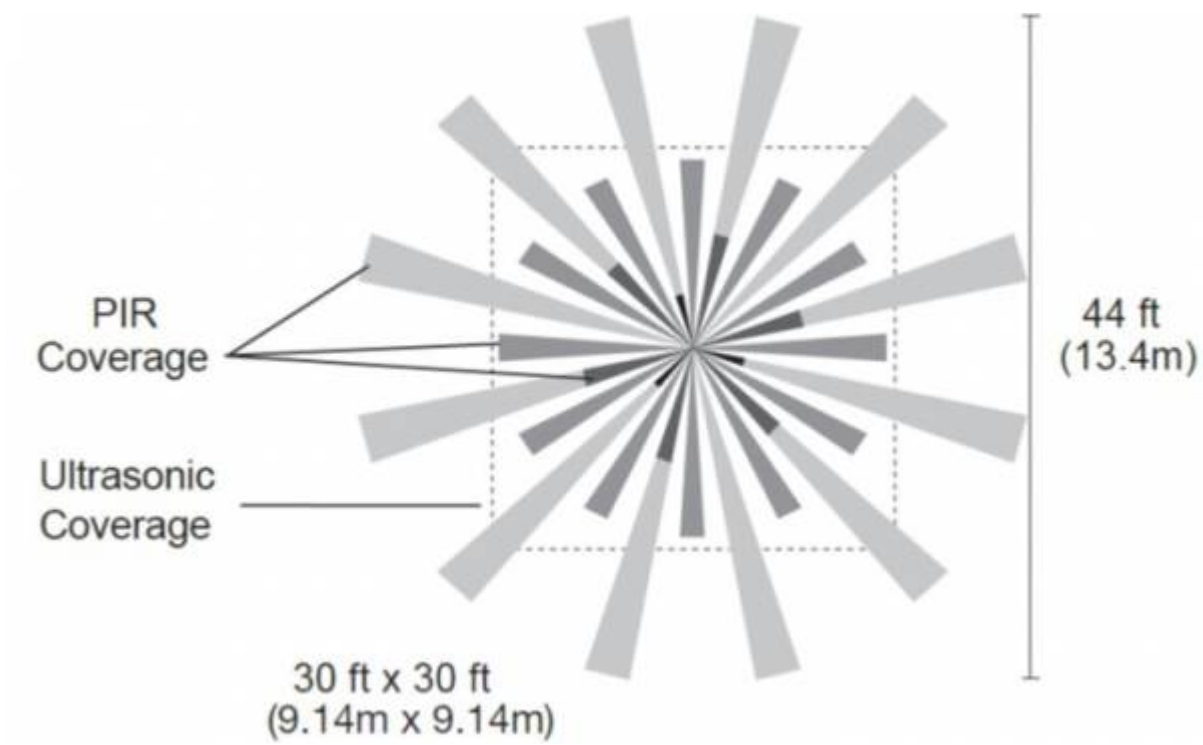
# Technical specifications

Power supply	24 VDC
Currentconsumption	20mA
Temperature	-0°C ~ 55°C
Humidity	< 93% non condensing
Output contact rating	100,000 cycles @ 24 VDC, < 9mA
Range	9m US, 12m PIR(Adjustable)
Installing height	Max. 3.5 m
Detection	360 deg

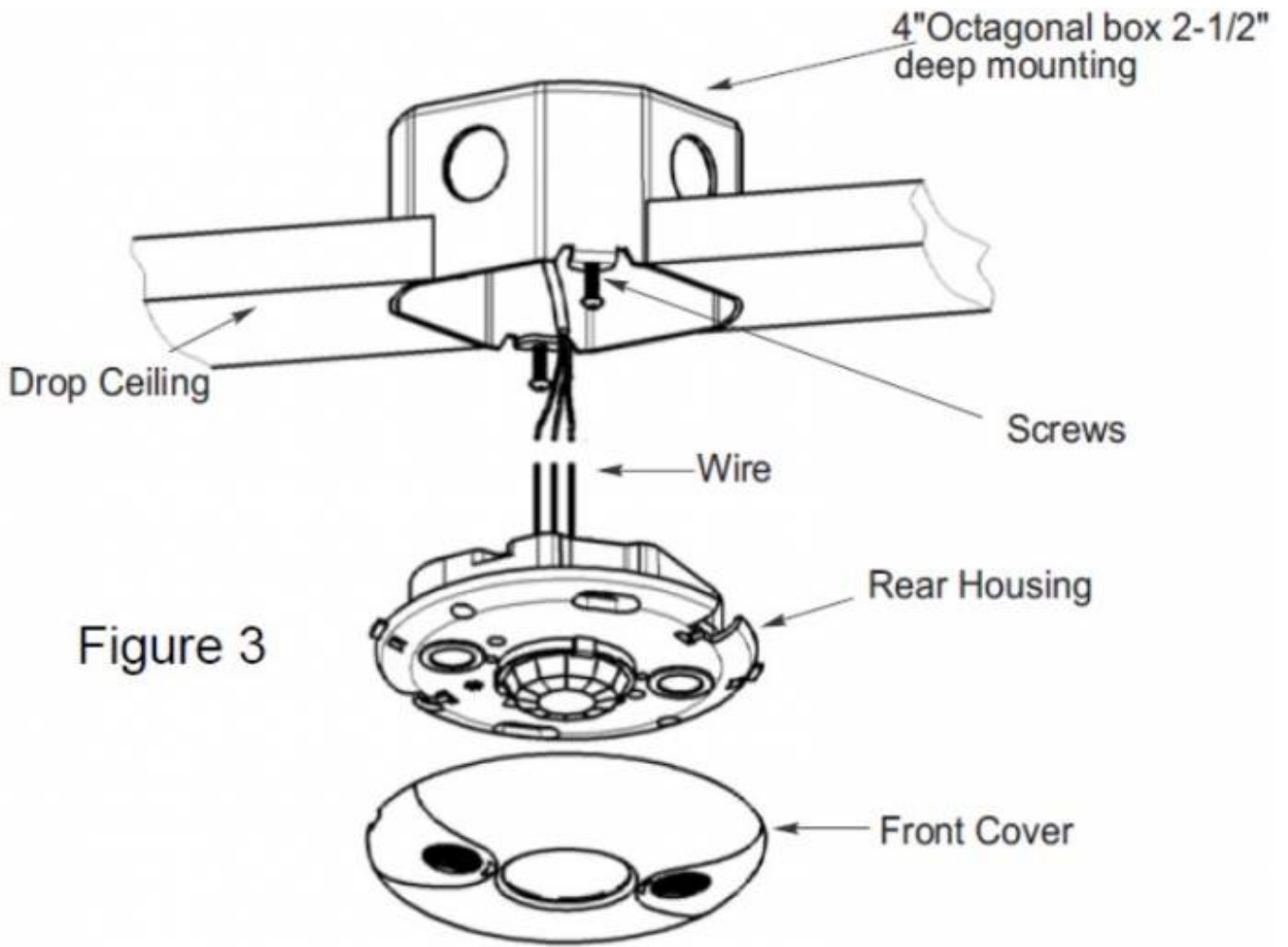
# Dimension



# Range and detection pattern



# Mounting



# Terminals

Power supply	<b>+ Red</b>	Power supply
Common	<b>- Black</b>	
Signal	<b>+ Blue</b>	Output

From:  
<http://wiki.hiq-home.com/> -

Permanent link:  
[http://wiki.hiq-home.com/doku.php?id=en:ms\\_main:diu-9-lc&rev=1591946766](http://wiki.hiq-home.com/doku.php?id=en:ms_main:diu-9-lc&rev=1591946766)

Last update: **2020/06/12 07:26**

