

# HIQ Lighting Control - HIQ LCS Introduction

HIQ LCS is a system of integrated devices and software that is targeted for lighting automation. The primary function is control and management of any lights – on/off, dimmable, LED RGB, LED stripes using local wired or wireless push or touch buttons, Wi-Fi tablets, Mobile phones or BMS/SCADA monitoring and control. Lights can be controlled by scenarios, scheduled, by motion sensors using direct relay modules, DALI, DSI or PWM/Triac dimmable and LED stripes. Although the basic concept of HIQ LCS is simple, the possibility to extend current capabilities or add new is unlimited.

## LCS Controller

It consists of an LCS controller ([MC-230](#)).

# Field Input Devices

Field Input Devices can be:


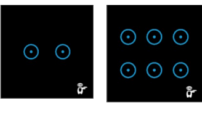


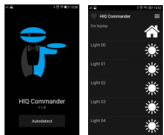
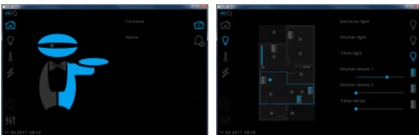



- **any push buttons** on binary inputs of Master controller or any other IEX module (DIN rail mount, flush mount or field device)
- **touch buttons** on Modbus port of Master controller
- **EnOcean wireless Wall buttons or Soft remote** on EnOcean receiver of Master controller or IEX-2 EnOcean receiver for switches
- **Scene panel** on IEX bus
- **Motion sensors** on binary inputs of Master controller or any other IEX module (DIN rail mount, flush mount or field device)
- **EnOcean wireless Motion sensors** on EnOcean receiver of Master controller or IEX-2 EnOcean receiver for switches

## Power relays

Are used for control of managed consumers. Power relays are toggling power supply or enabling signal for the operation of the device. They are controlled directly from HEMS master controller [MC-230](#).

## Push buttons

Are used for manual control of managed devices. Push buttons are directly wired to HEMS master controller [MC-230](#).

Field Input Devices	Wired and Wireless	<div></div> <div>Push Button / Remote relay / Soft remote</div> <div></div> <div>Touch Button</div> <div></div> <div>Scene panel</div> <div></div> <div>Motion / Lightness Sensor</div>
Monitoring and Control		<div></div> <div>Smartphone app</div> <div></div> <div>Tablet / PC app</div> <div></div> <div>SCADA BMS</div>
Controllers		<div></div> <div>Master controller</div> <div></div> <div>On/Off, Dimmable, DALI/DSI, LED stripe modules</div>

From:  
<http://wiki.hiq-home.com/> -

Permanent link:  
[http://wiki.hiq-home.com/doku.php?id=en:ms\\_main:hiq\\_lighting:introduction&rev=1587201501](http://wiki.hiq-home.com/doku.php?id=en:ms_main:hiq_lighting:introduction&rev=1587201501)

Last update: **2020/04/18 09:18**

