






















HIQ Lighting Configuring

Input mode and output mode settings

usage	input mode	output mode	function	
on/off			press on, press off	 manual control
on/off + timer			press on, press off when timer expires, light goes off	
staircase			press on press again to reload the timer when timer expires, light goes off	
doorbell			press on, release off	
scene			press to set multiple lights press again to turn them all off	
ready light			fully automatic light control	
motion sensor			movement is keeping the light on when timer expires, light goes off	
			movement is keeping the light on when timer expires, light goes off active only during the night	
door sensor			open door to turn the light on close door to turn the light off	
			open door to turn the light on close door to turn the light off active only during the night	
not used			disabled, output not affected	

From:
<https://wiki.hiq-home.com/> -

Permanent link:
https://wiki.hiq-home.com/doku.php?id=en:ms_main:hiq_lighting:software&rev=1587823938

Last update: **2020/04/25 14:12**

