

# Motion sensor

## Passive infrared detector ceiling recessed



Model number:	<b>IR-C6-LC</b>
Connects to:	digital input
Mounting:	In ceiling

## Applications

- Motion detector
- Ready light
- Intrusion detector
- Lighting control
- Hotel GRMS

## Features

- Small visible surface
- Aestetical look
- Easy mount
- Water resistant (front side)

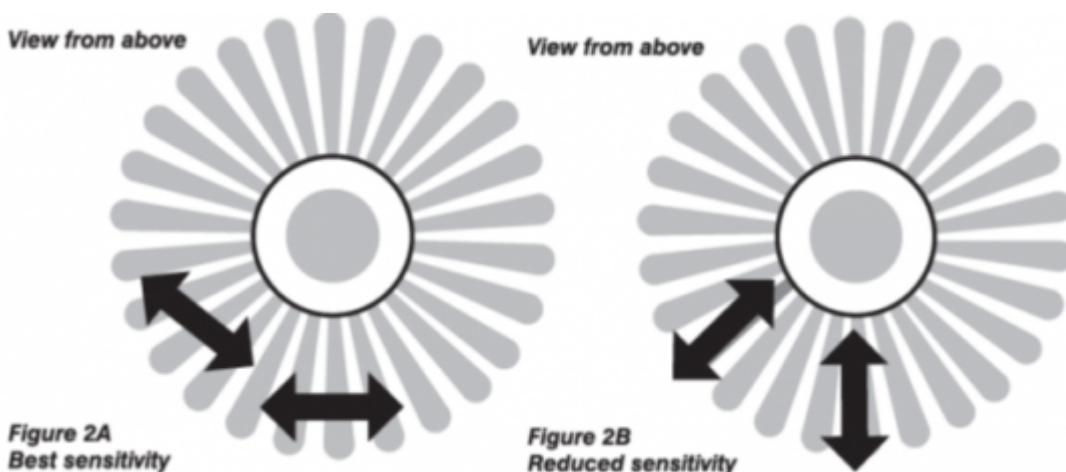
## General description

A passive infrared detector with sleek and compact housing.

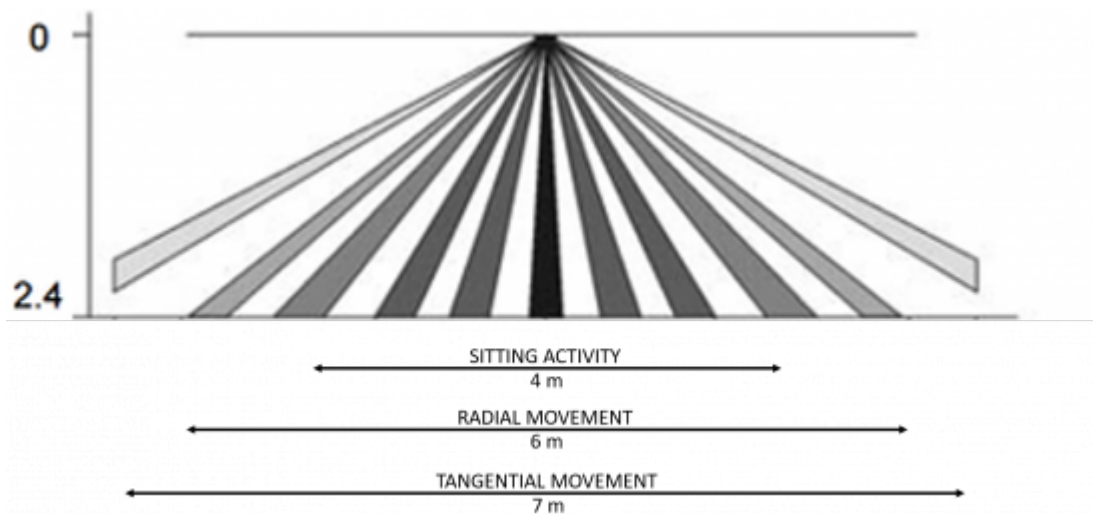
## Installation instruction

- Do not install the detector at position which faces direct or reflected sunlight or near windows with direct car headlight.
- Ensure that there are no obstructions (plants, screens, furniture etc.) in the field of view that may cause incorrect cover/operation of the detector.
- Avoid locating the detector in areas that contain equipment that may change the environment temperature rapidly (i.e. above radiator or under the air-conditioner)
- Install the detector at proper height on a rigid surface. Do not install the detector on vibrating surface.
- PIR detector is more sensitive to the motions “across” the detection zones than “toward” or “away”.

## Detection pattern



## Range



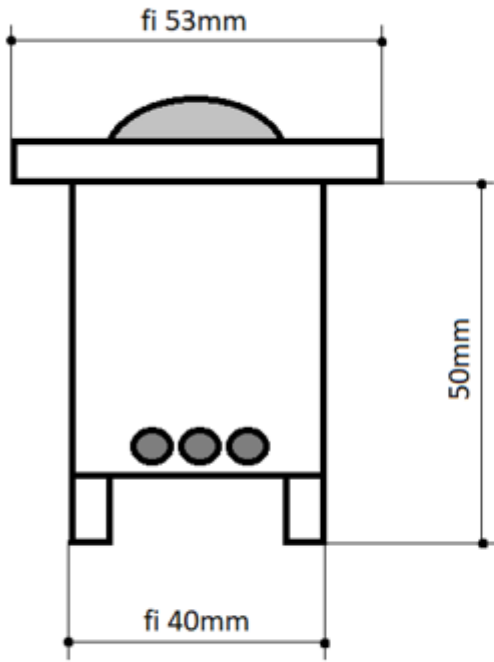
## Technical specifications

Power supply	24 VDC
Power consumption	0.1 W (static mode), 0.45W (triggered mode)
Temperature	-20°C ~ 40°C
IP rating	IP54 (front side), IP20 (back side)

## Terminals

Power supply	+	Red
	-	Black
HIQ common	<b>C</b>	Yellow
HIQ digital input	<b>NO</b>	White

## Dimensions



From: <https://wiki.hiq-universe.com/> -

Permanent link: [https://wiki.hiq-universe.com/doku.php?id=en:ms\\_main:ir-c6-lc](https://wiki.hiq-universe.com/doku.php?id=en:ms_main:ir-c6-lc)

Last update: **2022/01/03 06:42**

