










## HIQ-HC FW upgrade

Download and save CyPro IDE	CyPro
Run and install it	
Download and open project	<a href="#">hc-iq_v127.cyp</a>
Find Home Controller NAD (sticker on top of HC)	
Select Home Controller Hardware Setup [F5]... → Autodetect	
Send Program Program → Send [F9]	
Start PLC program Program → Start PLC [F11]	

## HIQ-DC FW upgrade

Download and unzip CybroIEXManager	CyBrolexManager
Download and unzip Device Controller FWs	<a href="#">firmware.zip</a>
Start CybroIEXManager.exe	
Scan for Home controller [Scan]	
Select Home Controller	
Scan for connected IEX Device Controllers [Scan IEX]	
For each connected device type open HIQ-DC FW [Open]	
Send Firmware to HIQ-DC [Send]	

From:

<http://wiki.hiq-home.com/> -

Permanent link:

<http://wiki.hiq-home.com/doku.php?id=partners:firmware&rev=1487770764>

Last update: **2017/02/22 13:39**

