



The E-Design	1-0
Pushbuttons without wire F4T55B	1-4
The shapes and colours of the pushbuttons FT4F , FT55 and FFT55Q as well as frames	1-15
The Q Design . Single, double and triple frames plastic, glass and stainless steel	1-16
Flat pushbuttons FFT55Q and wireless pushbuttons without battery or wire FT4F , FT55 and as well as wireless mini pushbuttons FMT55	1-19
Frames R , blind cover BL and socket outlet DSS	1-24
Wireless pushbuttons FT55R	1-28
Wireless pushbuttons FT4CH , Swiss Design	1-29
Wireless pushbutton encryption rocker FTVW	1-30
Rockers and double rockers laser engraved	1-31
Universal remote control UFB and infrared converter FIW	1-34
Remote control FF8 and FFD with display backlighting	1-37
Hand-held transmitters FHS8 and FHS12	1-39
Mini hand-held transmitters FMH8 , FMH2 , FMH4 and FMH1W	1-41
Window/door contact FTK and FTKB with batteries	1-46
Wireless sensors with energy generator, window/door contact FTKE and position switches FPE	1-48
Wireless encryption plug FVST	1-49
Window handles FHF from Hoppe (SecuSignal)	1-50
Wireless sensor hotel key card switches FKF65 and FKC65	1-51
Wireless sensor pull switch FZS65	1-53

Wireless pushbuttons, bus pushbuttons and short-stroke push-buttons with single E-design frames, pure white glossy

Passive sensors: pushbuttons 63x63mm integrated in push-button frames 65x65mm

F4T65 wireless 4-way pushbutton with EnOcean wireless module PTM215, W+DW

F1FT65 wireless 1-way flat pushbutton with EnOcean wireless module PTM335

F4T65B wireless 4-way pushbutton with battery (button cell), W+DW

F4FT65B wireless flat pushbutton with battery (button cell), W+DW

B4T65 bus 4-way pushbutton with bus connection to FTS14TG, W+DW

B4FT65 bus 4-way flat pushbutton with bus connection to FTS14TG, W+DW

K4T65 4-way short-stroke pushbutton

K4FT65 4-way flat short-stroke pushbutton



F4T65

Wireless 4-way pushbutton with rocker without battery or wire



F4T65

Wireless 4-way pushbutton with double rocker without battery or wire



F1FT65

Wireless 1-way flat pushbutton without battery or wire



F4T65B/F4FT65B

Wireless 4-way pushbutton with rocker and battery
Wireless 4-way flat pushbutton with rocker and battery




F4T65B/F4FT65B

Wireless 4-way pushbutton with double rocker and battery
Wireless 4-way flat pushbutton with double rocker and battery



B4T65 | B4FT65

Bus 4-way pushbutton with rocker
Bus 4-way flat pushbutton with rocker



B4T65 | B4FT65

Bus 4-way pushbutton with double rocker
Bus 4-way flat pushbutton with double rocker



K4T65 | K4FT65

4-way short-stroke pushbutton with rocker
4-way short-stroke flat pushbutton with rocker



K4T65 | K4FT65

4-way short-stroke pushbutton with double rocker
4-way short-stroke flat pushbutton with double rocker

Single, double and triple frames and flat frames for E-design sensors and new inserts

Frames
 single 84x84x13.5mm
 double 84x155x13.5mm
 triple 84x226x13.5mm

Flat frames
 single 84x84x8.5mm
 double 84x155x8.5mm
 triple 84x226x8.5mm



R1E, RF1E

Single frame 84x84x13.5mm
 Single flat frame 84x84x8.5mm



R2E, RF2E

Double frame 84x155x13.5mm
 Double flat frame 84x155x8.5mm



R3E, RF3E

Triple frame 84x226x13.5mm
 Triple flat frame 84x226x8.5mm



R1E

Side view pushbutton with frame 16 mm high



RF1E

Side view flat pushbutton with flat frame 11 mm high



BLA65 | BLA65F

Blind cover for R1E, R2E and R3E
 Blind cover for RF1E, RF2E and RF3E



TAE65/3 | TAE65F/3

Cover for 3-way telecommunications access unit (TAE) for frames and flat frames



TV65/2 | TV65F/2

2-hole cover for TV/RF aerial socket for frames and flat frames



TV65/3 | TV65F/3

3-hole cover for TV/RF/SAT aerial sockets for frames and flat frames



UAE65/2 | UAE65F/2

Cover for 2-hole UAE/IAE (ISDN) and network sockets for frames and flat frames



DSS65 | DSS65F

German Fused Safety Socket DSS with socket outlet front for frames and flat frames

Wireless Sensor without battery or wire


Wireless Pushbutton in E-Design F4T65

1-2

F4T65-wg



Wireless pushbutton with rocker



Wireless pushbutton with double rocker

Wireless pushbutton for single mounting 84x84x16 mm or mounting into the E-design switching system. Generates the power for wireless telegrams itself when the button is pressed, therefore there is no connecting wire and no standby loss.

The scope of supply comprises the frame R1E, a flat rocker, a flat double rocker (all same colour), an attachment frame, a mounting base, the wireless module and one adhesive foil.

Wireless pushbuttons with one rocker can transmit two evaluable signals: press rocker up and press rocker down. Wireless pushbuttons with double rocker can transmit four evaluable signals: press two rockers up or down.


The mounting base can be screwed onto a flat surface or glued to the wall, on glass or on furniture using the enclosed adhesive foil. Use the sleeves in the 55 mm socket box for screw mounting. Then the **wireless switch lighting FTB** can be snapped into the mounting plate from the rear.

The double rocker is snapped onto the wireless module at the factory. If the double rocker is replaced by the large rocker, remove the rocker halves by pulling off to the front. Do not bend towards the middle. Then snap the large rocker so that the markings 0 and I on the back line up with the same markings on the wireless module.

Adhesion: First adhere the set *comprising the mounting base, frame and attachment frame* – with the latches pointing at the top and bottom. Then snap on the set *comprising the wireless module and rocker* - with the marking 0 on the back always pointing up.

Before screwing, remove the mounting base from the frame and the attachment frame. To do this, press the latches on the mounting base outwards. Then screw the mounting base – with the latches at top and bottom –, snap on the frame with the attachment frame and snap on the set *comprising the wireless module and rocker* – with the marking 0 on the back always pointing to the top.

We recommend stainless-steel countersunk screws 2.9x25 mm, DIN 7982 C, for screw connections. Both with rawl plugs 5x25 mm and with 55 mm switch boxes. See chapter Z: 'Accessories'.

The wireless module integrated in the wireless pushbutton can be taught-in encrypted as described in the operating instructions in all encryptable actuators of the Series 61 and Series 71 as well as the FAM14. This requires the FTVW wireless pushbutton encryption rocker on page 1-30. Encryptable actuators bear the pictogram .

Rockers and double rockers laser engraved page 1-31.



F4T65-wg

Wireless pushbutton without battery or wire, pure white glossy

EAN 4010312315965

37,50 €/pc.

Recommended retail prices excluding VAT.

F4T65B-wg



Wireless pushbutton with rocker



Wireless pushbutton with double rocker

Wireless pushbutton for single mounting 84x84x16 mm or mounting into the E-design switching system. Whisper quiet and with button cell.

The scope of supply comprises a mounting base with snapped-on electronics, a frame R1E, a rocker and a double rocker.

Wireless pushbuttons with one rocker can transmit two evaluable signals: press rocker up and press rocker down. Wireless pushbuttons with double rocker can transmit four evaluable signals: press two rockers up or down.


The mounting base can be screwed onto a flat surface or glued to the wall, on glass or on furniture using the enclosed adhesive foil. Use the sleeves in the 55 mm socket box for screw mounting.

Snap the large rocker so that the markings 0 and I on the back line up with the same markings on the wireless module.

Installation only on a level surface: Screw on or glue mounting plate. First snap on the electronics, then the frame and remove the battery insulator. When you fit the rocker, the 0 mark on the rear must always be on top.

We recommend stainless-steel countersunk screws 2.9x25 mm, DIN 7982 C, for screw connections. Both with rawl plugs 5x25 mm and with 55 mm switch boxes. See chapter Z: 'Accessories'.

All you need to do to change the CR2032 button cell is remove the rocker.

The electronics integrated in the wireless pushbutton can be taught-in encrypted as described in the operating instructions in all encryptable actuators of the Series 61 and Series 71 as well as the FAM14. Encryptable actuators bear the pictogram .

Rockers and double rockers laser engraved page 1-31.



F4T65B-wg

Wireless pushbutton without wire, pure white glossy

EAN 4010312315972

49,20 €/pc.

Recommended retail prices excluding VAT.

Wireless Sensors

Pushbuttons without wire F4T55B

1-4

F4T55B



Wireless pushbutton with rocker



Wireless pushbutton with double rocker

Wireless pushbutton for single mounting 80x80x15mm or mounting in the 55 mm switch system. Whisper quiet and with button cell.

The scope of supply comprises a mounting base, an attachment frame with snapped-on electronics, a frame R1, a rocker and a double rocker.

Wireless pushbuttons with one rocker can transmit two evaluable signals: press rocker up and press rocker down. Wireless pushbuttons with double rocker can transmit four evaluable signals: press two rockers up or down.

The mounting base can be screwed onto a flat surface or glued to the wall, on glass or on furniture using the enclosed adhesive foil. Use the sleeves in the 55 mm socket box for screw mounting.


Snap the large rocker so that the markings 0 and I on the back line up with the same markings on the wireless module.

Installation only on a level surface: Screw on or glue mounting plate. First snap on the frame and then clip on the attachment frame with the electronics. Insert the enclosed button cell in the battery compartment with the + marking pointing upwards. When you fit the rocker, the 0 mark on the rear must always be on top.

We recommend stainless-steel countersunk screws 2.9x25 mm, DIN 7982 C, for screw connections. Both with rawl plugs 5x25 mm and with 55 mm switch boxes.

See chapter Z: 'Accessories'.

All you need to do to change the CR1632 button cell is remove the rocker.

The electronics integrated in the wireless pushbutton can be taught-in encrypted as described in the operating instructions in all encryptable actuators of the Series 61 and Series 71 as well as the FAM14. Encryptable actuators bear the pictogram .

Rockers and double rockers laser engraved page 1-31.



F4T55B-ws	Wireless pushbutton 55x55 mm without wire, with battery white	EAN 4010312316511	49,20 €/pc.
F4T55B-rw	Wireless pushbutton 55x55 mm without wire, with battery pure white	EAN 4010312316474	49,20 €/pc.
F4T55B-wg	Wireless pushbutton 55x55 mm without wire, with battery pure white glossy	EAN 4010312316498	49,20 €/pc.
F4T55B-sz	Wireless pushbutton 55x55 mm without wire, with battery black	EAN 4010312316481	49,20 €/pc.
F4T55B-an	Wireless pushbutton 55x55 mm without wire, with battery anthracite	EAN 4010312316504	49,20 €/pc.
F4T55B-al	Wireless pushbutton 55x55 mm without wire, with battery coated/aluminium paint	EAN 4010312316467	56,40 €/pc.

Recommended retail prices excluding VAT.

B4T65



Bus switch with rocker



Bus switch with double rocker

Bus pushbutton for single mounting 84x84x16 mm or mounting into the E-design switching system. For connection to FTS14TG pushbutton gateway. Only 0.2 watt standby loss.

The scope of supply comprises a mounting base with snapped-on electronics, a frame R1E, a rocker and a double rocker.

The double rocker permits entry of 4 evaluable signals, but the rocker allows only 2 signals. At the rear, a 20cm long red/black bus line is routed externally. Red terminal to BP, black to BN of a pushbutton gateway FTS14TG.

Up to 30 bus switches and/or FTS61BTK pushbutton bus couplers can be connected to terminals BP and BN of an FTS14TG pushbutton gateway. The permitted maximum line length is 150m. The line length is extendable to 250m by fitting **an RLC element** to the furthest B4.

A voltage of 29V DC is supplied to the connected B4 over a 2-wire pushbutton bus which is also used for data transfer.

Confirmation telegrams from actuators are displayed by 4 resp. 2 yellow LEDs when the actuator IDs are entered by the PCT14 in the ID table of the FTS14TG.

Use the sleeves in the 55mm socket box for screw mounting.

Installation: Screw on mounting plate. First snap on the electronics, then the frame. When you fit the rocker, the 0 mark on the rear must always be on top.

We recommend stainless-steel countersunk screws 2.9x25mm, DIN 7982 C, for screw connections. Both with rawl plugs 5x25mm and with 55mm switch boxes.

See chapter Z: 'Accessories'.

Rockers and double rockers laser engraved page 1-31.



RLC element	Range extension for B4T65/B4FT65	EAN 4010312907092	3,80 €/pc.
B4T65-wg	Bus pushbutton in E-Design, pure white glossy	EAN 4010312315675	29,80 €/pc.

Recommended retail prices excluding VAT.

Wireless Sensor without battery or wire

Wireless Flat Pushbutton in E-Design F1FT65

1-6

F1FT65-wg



Wireless flat pushbutton
with rocker

Wireless flat pushbutton for single mounting 84x84x11 mm or mounting into the E-design switching system. Generates the power for wireless telegrams itself when the button is pressed, therefore there is no connecting wire and no standby loss.

The scope of supply comprises the flat frame RF1E, a rocker, a mounting base, the wireless module and one adhesive foil.


Wireless flat pushbuttons with one rocker can send an analysable signal. Press the bottom of the rocker near the mark.

The mounting base can be screwed onto a flat surface or glued to the wall, on glass or on furniture using the enclosed adhesive foil. Use the sleeves in the 55 mm socket box for screw mounting. Then the **wireless switch lighting FTB** can be snapped into the mounting plate from the rear.

Before screwing on the device, remove the rocker and remove the frame from the mounting plate. Then screw on the mounting base - with the 'top' marking pointing upwards. Snap the frame and rocker back in.

We recommend stainless-steel countersunk screws 2.9x25 mm, DIN 7982 C, for screw connections. Both with rawl plugs 5x25 mm and with 55 mm switch boxes.

See chapter Z: 'Accessories'.

The wireless module integrated in the wireless flat pushbutton can be taught-in encrypted as described in the operating instructions in all encryptable actuators of the Series 61 and Series 71 as well as the FAM14. This requires the wireless encryption plug FVST on page 1-49. Encryptable actuators bear the pictogram .

Rockers laser engraved page 1-31.



F1FT65-wg

Wireless flat pushbutton without battery or wire,
pure white glossy

EAN 4010312315958


35,90 €/pc.

Recommended retail prices excluding VAT.

F4FT65B-wg



Wireless pushbutton with rocker



Wireless pushbutton with double rocker

Wireless flat pushbutton for single mounting 84x84x11 mm or mounting into the E-design switching system. Whisper quiet and with button cell.

The scope of supply comprises a mounting base with snapped-on electronics, a flat frame RF1E, a rocker and a double rocker.

Wireless pushbuttons with one rocker can transmit two evaluable signals: press rocker up and press rocker down. Wireless pushbuttons with double rocker can transmit four evaluable signals: press two rockers up or down.


The mounting base can be screwed onto a flat surface or glued to the wall, on glass or on furniture using the enclosed adhesive foil. Use the sleeves in the 55 mm socket box for screw mounting.

Snap the large rocker so that the markings 0 and I on the back line up with the same markings on the wireless module.

Installation only on a level surface: Screw on or glue mounting plate. First snap on the electronics, then the frame and remove the battery insulator. When you fit the rocker, the 0 mark on the rear must always be on top.

We recommend stainless-steel countersunk screws 2.9x25 mm, DIN 7982 C, for screw connections. Both with rawl plugs 5x25 mm and with 55 mm switch boxes. See chapter Z: 'Accessories'.

All you need to do to change the CR2032 button cell is remove the rocker.

The electronics integrated in the wireless pushbutton can be taught-in encrypted as described in the operating instructions in all encryptable actuators of the Series 61 and Series 71 as well as the FAM14. Encryptable actuators bear the pictogram .

Rockers and double rockers laser engraved page 1-31.



F4FT65B-wg

Wireless flat pushbutton without wire, pure white glossy

EAN 4010312315989

49,20 €/pc.

Recommended retail prices excluding VAT.


Bus Flat Pushbutton in E-Design B4FT65

1-8

B4FT65-wg



Bus-Taster mit Wippe



Bus-Taster mit Doppelwippe

Bus pushbutton for single mounting 84x84x11 mm or mounting into the E-design switching system. For connection to FTS14TG pushbutton gateway. Only 0.2 watt standby loss.

The scope of supply comprises a mounting base with snapped-on electronics, a flat frame RF1E, a rocker and a double rocker.

The double rocker permits entry of 4 evaluable signals, but the rocker allows only 2 signals. At the rear, a 20cm long red/black bus line is routed externally. Red terminal to BP, black to BN of a pushbutton gateway FTS14TG.

Up to 30 bus switches and/or FTS61BTK pushbutton bus couplers can be connected to terminals BP and BN of an FTS14TG pushbutton gateway. The permitted maximum line length is 150m. The line length is extendable to 250m by fitting **an RLC element** to the furthest B4.

A voltage of 29V DC is supplied to the connected B4 over a 2-wire pushbutton bus which is also used for data transfer.

Confirmation telegrams from actuators are displayed by 4 resp. 2 yellow LEDs when the actuator IDs are entered by the PCT14 in the ID table of the FTS14TG.

Use the sleeves in the 55mm socket box for screw mounting.

Installation: Screw on mounting plate. First snap on the electronics, then the frame and remove the battery insulator. When you fit the rocker, the 0 mark on the rear must always be on top.

We recommend stainless-steel countersunk screws 2.9x25 mm, DIN 7982 C, for screw connections. Both with rawl plugs 5x25 mm and with 55 mm switch boxes.

See chapter Z: 'Accessories'.

Rockers and double rockers laser engraved page 1-31.



RLC element	Range extension for B4T65/B4FT65	EAN 4010312907092	3,80 €/pc.
B4FT65-wg	Bus flat pushbutton in E-Design, pure white glossy	EAN 4010312315682	29,80 €/pc.

Recommended retail prices excluding VAT.

R1E-, R2E- and R3E-



Triple frame R3E

Single frame R1E, 84x84 mm external dimensions, double frame R2E, 84x155 mm external dimensions and triple frames R3E, 84x226 mm external dimensions.

Internal frame dimensions 63x63mm, 13.5mm high.
For all E-design pushbuttons and sensors.



Double frame R2E



Side view
Pushbutton with frame
16mm high



Single frame R1E

R1E-wg	Single frame pure white glossy	EAN 4010312907122	2,90 €/pc.
R2E-wg	Double frame pure white glossy	EAN 4010312907115	4,10 €/pc.
R3E-wg	Triple frame pure white glossy	EAN 4010312907108	4,30 €/pc.

DSS65-wg



German Fused Safety Socket DSS with socket outlet front in E-design. With increased shock protection.

The socket base DSS bearing the VDE sign has plug-in terminals.
Fitted in E-design frames R1E, R2E and R3E.

DSS65-wg	DSS with socket outlet front pure white glossy	EAN 4010312315996	4,90 €/pc.
-----------------	--	-------------------	-------------------

BLA65-wg



Blind cover BLA65 for R1E, R2E and R3E.

An attachment frame, a mounting plate and an adhesive foil are enclosed.
The blind cover snaps flush in the frame after the mounting plate, frame and attachment frame are fitted.

BLA65-wg	Blind cover for R1E, R2E and R3E pure white glossy	EAN 4010312907139	2,90 €/pc.
-----------------	--	-------------------	-------------------

Flat frames, Fused Safety Socket DSS65F and Blind Cover BLA65F in E-Design

1-10

RF1E-, RF2E- and RF3E-




Triple flat frame RF3E

Single flat frame RF1E, 84x84 mm external dimensions, double flat frame RF2E, 84x155 mm external dimensions and triple frame RF3E, 84x226 mm external dimensions.

Internal frame dimensions 63x63 mm, 8.5 mm high. For all E-Design flat pushbuttons and E-Design sensors with AR65/5,2-wg adapter frame.



Double flat frame RF2E



Side view
Flat pushbutton with flat frame
11 mm high



Single flat frame RF1E

RF1E-wg	Single flat frame pure white glossy	EAN 4010312907245	2,90 €/pc.
RF2E-wg	Double flat frame pure white glossy	EAN 4010312907252	4,10 €/pc.
RF3E-wg	Triple flat frame pure white glossy	EAN 4010312907269	4,30 €/pc.

DSS65F-wg



German Fused Safety Socket with socket outlet front in E-design for flat frames. With increased shock protection.

The socket base DSS bearing the VDE sign has plug-in terminals. Fitted in E-design frames RF1E, RF2E and RF3E.

DSS65F-wg	DSS with socket outlet front pure white glossy	EAN 4010312316818	4,90 €/pc.
------------------	--	-------------------	-------------------

BLA65F-wg



Blind cover BLA65F for RF1E, RF2E and RF3E.

An attachment frame, a mounting plate and an adhesive foil are enclosed. The blind cover snaps flush in the frame after the mounting plate, frame and attachment frame are fitted.

BLA65F-wg	Blindabdeckung für RF1E, RF2E und RF3E reinweiß glänzend	EAN 4010312907412	2,90 €/pc.
------------------	--	-------------------	-------------------

Recommended retail prices excluding VAT.

TAE65/3-wg

**Cover for 3-socket telecommunications access unit (TAE).
Pure white glossy. For E-Design frames R1E, R2E and R3E.**

Fits all Rutenbeck TAE access sockets.

TAE65/3-wg

3-socket TAE cover for E-Design frames

EAN 4010312907337

2,90 €/pc.**TAE65F/3-wg**

**Cover for 3-socket telecommunications access unit (TAE).
Pure white glossy. For E-Design flat frames RF1E, RF2E and RF3E.**

Fits all Rutenbeck TAE access sockets.

TAE65F/3-wg

3-socket TAE cover for E-Design flat frames

EAN 4010312907344

2,90 €/pc.

Recommended retail prices excluding VAT.

TV65/2-wg



**2-hole cover for TV/RF aerial sockets.
Pure white glossy. For E-Design frames R1E, R2E and R3E.**

Fits all Hirschmann aerial sockets.

TV65/2-wg

TV/RF cover for E-Design frames

EAN 4010312907351

2,90 €/pc.

TV65F/2-wg



**2-hole cover for TV/RF aerial sockets.
Pure white glossy. For E-Design flat frames RF1E, RF2E and RF3E.**

Fits all Hirschmann aerial sockets.

TV65F/2-wg

TV/RF cover for E-Design flat frames

EAN 4010312907368

2,90 €/pc.

TV65/3-wg

**3-hole cover for TV/RF/SAT aerial sockets.
Pure white glossy. For E-Design frames R1E, R2E and R3E.**

Fits all Hirschmann aerial sockets.

TV65/3-wg

TV/RF/SAT cover for E-Design frames

EAN 4010312907382

2,90 €/pc.**TV65F/3-wg**

**3-hole cover for TV/RF/SAT aerial sockets.
Pure white glossy. For E-Design flat frames RF1E, RF2E and RF3E.**

Fits all Hirschmann aerial sockets.

TV65F/3-wg

TV/RF/SAT cover for E-Design flat frames

EAN 4010312907375

2,90 €/pc.

Recommended retail prices excluding VAT.

UAE65/2-wg



**Cover for 2-hole UAE/IAE (ISDN) and network sockets.
Pure white glossy. For E-Design frames R1E, R2E and R3E.**

Fits all Rutenbeck or Telegärtner 2-hole UAE/IAE(ISDN) and network sockets.

UAE65/2-wg

2-hole UAE/IAE cover for E-Design frames

EAN 4010312907399

2,90 €/pc.

UAE65F/2-wg



**Cover for 2-hole UAE/IAE (ISDN) and network sockets.
Pure white glossy. For E-Design flat frames RF1E, RF2E and RF3E.**

Fits all Rutenbeck or Telegärtner 2-hole UAE/IAE(ISDN) and network sockets.

UAE65F/2-wg

2-hole UAE/IAE cover for E-Design flat frames

EAN 4010312907405

2,90 €/pc.

Wireless pushbuttons FT4F



80x80x12 mm external dimensions, internal frame dimensions 63x63 mm. Rocker and double rocker 63x63 mm, 3 mm projecting



O/I by laser engraving.



By laser engraving up and down arrows



By laser engraving customised to text supplied.

Pushbuttons FT55 and F4T55B



80x80x12 mm external dimensions, internal frame dimensions 55x55 mm. Rocker and double rocker 55x55 mm, 3 mm projecting.



O/I by laser engraving.



By laser engraving up and down arrows



By laser engraving customised to text supplied.

Wireless pushbuttons FFT55Q



84x84x9 mm external dimensions, internal frame dimensions 55x55 mm. Rocker 55x55 mm, 2 mm projecting.



By customised laser engraving

Q-design frames



QR
(floating)

84x84x12 mm external dimensions, internal frame dimensions 55x55 mm. Rocker 55x55 mm, 3 mm projecting.

white, ws	pure white, rw	black, sz	anthracite, an	coated/aluminium paint, al	pure white glossy, wg

anthracite/chrome, ac With anthracite-soft painting (only hand-held transmitters FHS)	aluminium paint/anthracite With anthracite-soft painting (only remote control FFB)

The Q-Design


Single Frames QR with floating front panel

QR1..

1-16




Black glass frame with white glossy body



Black glass frame with black body




Brushed stainless steel frame with glossy white body



White glossy plastic frame



Anthracite plastic frame



Aluminium-silver plastic frame

Q-design, single frames

Our wireless flat pushbutton FFT55Q in 84x84mm square design was the first representative of our new pushbutton series in the appropriately named Q-design. With an overall height of only 11 mm, it differs significantly from the other series with 15 mm. Mounted as a single switch, it works particularly easily on the wall.

Now we amended the Q-series with additional frames, which are also available 2-fold and 3-fold. Although the overall height is 15 mm, the design with the 'floating' panel is as light as the 11 mm high wireless flat pushbutton FFT55Q. Wire- and batteryless EnOcean wireless modules of the pushbuttons FT55 can be combined.

The Q-frames are supplied as an accessory, the pushbuttons FT55 must be ordered separately.

QR1Gw-gw	Q frame single white glass, white glossy body	EAN 4010312313237	26,40 €/pc.
QR1Gs-gw	Q frame single black glass, white glossy body	EAN 4010312313220	15,50 €/pc.
QR1Gs-sz	Q frame single black glass, black body	EAN 4010312313244	15,50 €/pc.
QR1E-gw	Q frame single brushed stainless steel, white glossy body	EAN 4010312313275	29,80 €/pc.
QR1K-gw	Q frame single white glossy plastic	EAN 4010312313213	3,30 €/pc.
QR1K-an	Q frame single anthracite plastic	EAN 4010312313251	3,60 €/pc.
QR1K-as	Q frame single aluminium-silver plastic	EAN 4010312313268	5,30 €/pc.

Recommended retail prices excluding VAT.

QR2..

Q-design, double frames

Dimensions 84x156mm, usually like the 1-fold frame QR1.



Black glass frame with white glossy body

Black glass frame with black body

Brushed stainless steel frame with glossy white body

White glossy plastic frame

Anthracite plastic frame

Aluminium-silver plastic frame

QR2Gw-gw	Q frame double white glass, white glossy body	EAN 4010312313305	42,60 €/pc.
QR2Gs-gw	Q frame double black glass, white glossy body	EAN 4010312313312	42,60 €/pc.
QR2Gs-sz	Q frame double black glass, black body	EAN 4010312313329	42,60 €/pc.
QR2E-gw	Q frame double brushed stainless steel, white glossy body	EAN 4010312313336	41,90 €/pc.
QR2K-gw	Q frame double white glossy plastic	EAN 4010312313343	4,10 €/pc.
QR2K-an	Q frame double anthracite plastic	EAN 4010312313350	4,80 €/pc.
QR2K-as	Q frame double aluminium-silver plastic	EAN 4010312313367	7,90 €/pc.

QR3..

Q-design, triple frames

Dimensions 84x227 mm, usually like the 1-fold frame QR1.



Black glass frame with white glossy body

Black glass frame with black body


White glossy plastic frame

Anthracite plastic frame

Aluminium-silver plastic frame


QR3Gw-gw	Q frame triple white glass, white glossy body	EAN 4010312313381	69,70 €/pc.
QR3Gs-gw	Q frame triple black glass, white glossy body	EAN 4010312313381	69,70 €/pc.
QR3Gs-sz	Q frame triple black glass, black body	EAN 4010312313398	69,70 €/pc.
QR3K-gw	Q frame triple white glossy plastic	EAN 4010312313411	6,60 €/pc.
QR3K-an	Q frame triple anthracite plastic	EAN 4010312313428	8,10 €/pc.
QR3K-as	Q frame triple aluminium-silver plastic	EAN 4010312313435	13,60 €/pc.

Recommended retail prices excluding VAT.




Wireless flat pushbuttons 84x84 mm external dimensions, only 11 mm high, with rocker 55x55 mm. In Q-design

Wireless pushbuttons [FFT55Q](#) 1-19




Wireless flat pushbuttons 80x80 mm external dimensions, 15 mm high, with rocker and double rocker 63x63 mm

Wireless flat pushbuttons [FT4F](#) 1-20



Wireless pushbuttons 80x80 mm external dimensions, 15 mm high, with rocker and double rocker 55x55 mm

Wireless pushbuttons [FT55](#) 1-21



Wireless mini pushbuttons 55x55 mm external dimensions, 15 mm high, with rocker and double rocker 50x50 mm

Wireless mini pushbuttons [FMT55/2](#) 1-22

Wireless mini pushbuttons [FMT55/4](#) 1-23



Wireless pushbuttons without frame

For Busch Reflex and Duro 1-28

For Swiss masking frame 1-29

FFT55Q-



Wireless flat pushbutton with rocker

Wireless flat pushbutton, 84x84 mm external dimensions, internal frame dimensions 55x55 mm, 11 mm high. Generates the power for wireless telegrams itself when the button is pressed, therefore there is no connecting wire and no standby loss.

The scope of supply comprises the frame R1FQ, a rocker WFQ (both same colour), the wireless module installed firmly on the mounting base and one adhesive foil.


Wireless flat pushbuttons with one rocker can transmit one evaluable signal: **press down rocker in the marked area.**

The wireless flat pushbutton can be screwed onto a flat surface or glued to the wall, on glass or on furniture using the enclosed adhesive foil. Use the sleeves in the 55 mm socket box for screw mounting. Then the **wireless switch lighting FTB** can be snapped into the mounting plate from the rear.

Before screwing on the device, remove the rocker and remove the frame from the mounting plate. Then screw on the mounting plate - with the 'top' marking pointing upwards. Snap the frame and rocker back in.

We recommend stainless-steel countersunk screws 2.9x25 mm, DIN 7982 C, for screw connections. Both with rawl plugs 5x25 mm and with 55 mm switch boxes.

See chapter Z: 'Accessories'.

The wireless module integrated in the wireless flat pushbutton can be taught-in encrypted as described in the operating instructions in all encryptable actuators of the Series 61 and Series 71 as well as the FAM14. This requires the wireless encryption plug FVST on page 1-49. Encryptable actuators bear the pictogram .

Rockers laser engraved page 1-31.



FFT55Q-ws	Wireless flat pushbutton 55x55 mm without battery or wire, white, only 11 mm high	EAN 4010312312605	33,90 €/pc.
FFT55Q-rw	Wireless flat pushbutton 55x55 mm without battery or wire, pure white, only 11 mm high	EAN 4010312312636	33,90 €/pc.
FFT55Q-wg	Wireless flat pushbutton 55x55 mm without battery or wire, pure white glossy, only 11 mm high	EAN 4010312312667	33,90 €/pc.
FFT55Q-sz	Wireless flat pushbutton 55x55 mm without battery or wire, black, only 11 mm high	EAN 4010312312643	33,90 €/pc.
FFT55Q-an	Wireless flat pushbutton 55x55 mm without battery or wire, anthracite, only 11 mm high	EAN 4010312312650	33,90 €/pc.
FFT55Q-al	Wireless flat pushbutton 55x55 mm without battery or wire, coated/aluminium paint, only 11 mm high	EAN 4010312312698	42,30 €/pc.

Recommended retail prices excluding VAT.

Wireless Sensors

Flat Pushbuttons without battery or wire FT4F

1-20

FT4F-



Wireless flat pushbutton with rocker



Wireless flat pushbutton with double rocker

Wireless flat pushbutton, 80x80 mm external dimensions, internal frame dimensions 63x63 mm, 15 mm high. Generates the power for wireless telegrams itself when the button is pressed, therefore there is no connecting wire and no standby loss.

The scope of supply comprises the frame R1F, a flat rocker WF, a flat double rocker DWF (all same colour), an attachment frame BRF, the mounting base HP, the wireless module and one adhesive foil.

Wireless pushbuttons with one rocker can transmit two evaluable signals: press rocker up and press rocker down. Wireless pushbuttons with double rocker can transmit four evaluable signals: press two rockers up or down.

The mounting base can be screwed onto a flat surface or glued to the wall, on glass or on furniture using the enclosed adhesive foil. Use the sleeves in the 55 mm socket box for screw mounting. Then the **wireless switch lighting FTB** can be snapped into the mounting plate from the rear.


The double rocker is snapped onto the wireless module at the factory. If the double rocker is replaced by the large rocker, remove the rocker halves by pulling off to the front. Do not bend towards the middle. Then snap the large rocker so that the markings 0 and I on the back line up with the same markings on the wireless module.

Adhesion: First adhere the set *comprising the mounting base, frame and attachment frame* – with the latches pointing at the top and bottom. Then snap on the set *comprising the wireless module and rocker* – with the marking 0 on the back always pointing up.

Before screwing, remove the mounting base from the frame and the attachment frame. To do this, press the latches on the mounting base outwards. Then screw the mounting base – with the latches at top and bottom –, snap on the frame with the attachment frame and snap on the set *comprising the wireless module and rocker* – with the marking 0 on the back always pointing to the top.

We recommend stainless-steel countersunk screws 2.9x25 mm, DIN 7982 C, for screw connections. Both with rawl plugs 5x25 mm and with 55 mm switch boxes. See chapter Z: 'Accessories'.

The Eltako frame can be replaced on installation at any time by a design frame with internal dimensions 63x63 mm from other manufacturers.

The wireless module integrated in the wireless pushbutton can be taught-in encrypted as described in the operating instructions in all encryptable actuators of the Series 61 and Series 71 as well as the FAM14. This requires the FTVW wireless pushbutton encryption rocker on page 1-30. Encryptable actuators bear the pictogram .

Rockers and double rockers laser engraved page 1-31.



FT4F-ws	Wireless flat pushbutton without battery or wire, white	EAN 4010312302927	37,50 €/pc.
FT4F-rw	Wireless flat pushbutton without battery or wire, pure white	EAN 4010312302941	37,50 €/pc.
FT4F-wg	Wireless flat pushbutton without battery or wire, pure white glossy	EAN 4010312302972	37,50 €/pc.
FT4F-sz	Wireless flat pushbutton without battery or wire, black	EAN 4010312302965	37,50 €/pc.
FT4F-an	Wireless flat pushbutton without battery or wire, anthracite	EAN 4010312302996	37,50 €/pc.
FT4F-al	Wireless flat pushbutton without battery or wire, coated/aluminium paint	EAN 4010312306697	44,70 €/pc.

Recommended retail prices excluding VAT.

FT55-



Wireless pushbutton with rocker



Wireless pushbutton with double rocker

Wireless pushbutton, 80x80 mm external dimensions, internal frame dimensions 55x55 mm, 15 mm high. Generates the power for wireless telegrams itself when the button is pressed, therefore there is no connecting wire and no standby loss.

The scope of supply comprises the frame R, a rocker W55, a double rocker DW55 (all same colour), an attachment frame BRF, the mounting base HP, the wireless module and one adhesive foil.

Wireless pushbuttons with one rocker can transmit two evaluable signals: press rocker up and press rocker down. Wireless pushbuttons with double rocker can transmit four evaluable signals: press two rockers up or down.

The mounting base can be screwed onto a flat surface or glued to the wall, on glass or on furniture using the enclosed adhesive foil. Use the sleeves in the 55 mm socket box for screw mounting. Then the **wireless switch lighting FTB** can be snapped into the mounting plate from the rear.

The double rocker is snapped onto the wireless module at the factory. If the double rocker is replaced by the large rocker, remove the rocker halves by pulling off to the front. Do not bend towards the middle. Then snap the large rocker so that the markings 0 and I on the back line up with the same markings on the wireless module.

Adhesion: First adhere the set *comprising the mounting base, frame and attachment frame* – with the latches pointing at the top and bottom. Then snap on the set *comprising the wireless module and rocker* – with the marking 0 on the back always pointing up.

Before screwing, remove the mounting base from the frame and the attachment frame. To do this, press the latches on the mounting base outwards. Then screw the mounting base – with the latches at top and bottom –, snap on the frame with the attachment frame and snap on the set *comprising the wireless module and rocker* – with the marking 0 on the back always pointing to the top.

We recommend stainless-steel countersunk screws 2.9x25 mm, DIN 7982 C, for screw connections. Both with rawl plugs 5x25 mm and with 55 mm switch boxes. See chapter Z: 'Accessories'.

The Eltako frame can be replaced on installation at any time by a design frame with internal dimensions 55x55 mm from other manufacturers.

The wireless module integrated in the wireless pushbutton can be taught-in encrypted as described in the operating instructions in all encryptable actuators of the Series 61 and Series 71 as well as the FAM14. This requires the FTVW wireless pushbutton encryption rocker on page 1-30. Encryptable actuators bear the pictogram .

Rockers and double rockers laser engraved page 1-31.



FT55-ws	Wireless pushbutton 55x55 mm, without battery or wire, white	EAN 4010312308936	37,50 €/pc.
FT55-rw	Wireless pushbutton 55x55 mm, without battery or wire, pure white	EAN 4010312305775	37,50 €/pc.
FT55-wg	Wireless pushbutton 55x55 mm, without battery or wire, pure white glossy	EAN 4010312305799	37,50 €/pc.
FT55-sz	Wireless pushbutton 55x55 mm, without battery or wire, black	EAN 4010312305782	37,50 €/pc.
FT55-an	Wireless pushbutton 55x55 mm, without battery or wire, anthracite	EAN 4010312305805	37,50 €/pc.
FT55-al	Wireless pushbutton 55x55 mm, without battery or wire, coated/aluminium paint	EAN 4010312305829	44,70 €/pc.

Recommended retail prices excluding VAT.

Wireless Sensors – Mini Pushbuttons without battery or wire FMT55/2

1-22

FMT55/2-



Wireless mini pushbutton with rocker


Wireless mini pushbutton, 55x55 mm external dimensions, 15 mm high, with rocker. Generates the power for wireless telegrams itself when the button is pressed, therefore there is no connecting wire and no standby loss.

The scope of supply comprises the frame R55, one rocker W55, the wireless module and one adhesive foil.

Wireless pushbuttons with one rocker can transmit two evaluable signals: press rocker up and press rocker down.

The mounting base can be screwed onto a flat surface or glued to the wall, on glass or on furniture using the enclosed adhesive foil.

Before screwing on the device, press the wireless module and rocker from the rear out of the frame. Afterwards screw on the frame with the right and left safety latches and click the *wireless module with rocker* – the marking O on the back is always up – into place.

The wireless module integrated in the wireless pushbutton can be taught-in encrypted as described in the operating instructions in all encryptable actuators of the Series 61 and Series 71 as well as the FAM14. This requires the FTVW wireless pushbutton encryption rocker on page 1-30. Encryptable actuators bear the pictogram .

Rockers laser engraved page 1-31.



FMT55/2-ws	Wireless mini pushbutton without battery or wire, with rocker, white	EAN 4010312312445	35,10 €/pc.
FMT55/2-rw	Wireless mini pushbutton without battery or wire, with rocker, pure white	EAN 4010312312469	35,10 €/pc.
FMT55/2-wg	Wireless mini pushbutton without battery or wire, with rocker, pure white glossy	EAN 4010312312483	35,10 €/pc.
FMT55/2-sz	Wireless mini pushbutton without battery or wire, with rocker, black	EAN 4010312312476	35,10 €/pc.
FMT55/2-an	Wireless mini pushbutton without battery or wire, with rocker, anthracite	EAN 4010312312506	35,10 €/pc.
FMT55/2-al	Wireless mini pushbutton without battery or wire, with rocker, coated/aluminium paint	EAN 4010312312452	42,30 €/pc.

Recommended retail prices excluding VAT.

FMT55/4-



Wireless mini pushbutton with double rocker


Wireless mini pushbutton, 55x55 mm external dimensions, 15 mm high, with double rocker. Generates the power for wireless telegrams itself when the button is pressed, therefore there is no connecting wire and no standby loss.

The scope of supply comprises the frame R55, one double rocker DW55, the wireless module and one adhesive foil.

Wireless pushbuttons with double rocker can transmit four evaluable signals: press two rockers up or down.

The mounting base can be screwed onto a flat surface or glued to the wall, on glass or on furniture using the enclosed adhesive foil.

Before screwing on the device, press the wireless module and rocker from the rear out of the frame. Afterwards screw on the frame with the right and left safety latches and click the *wireless module with rocker* – the marking O on the back is always up – into place.

The wireless module integrated in the wireless pushbutton can be taught-in encrypted as described in the operating instructions in all encryptable actuators of the Series 61 and Series 71 as well as the FAM14. This requires the FTWV wireless pushbutton encryption rocker on page 1-30. Encryptable actuators bear the pictogram .

Double rockers laser engraved page 1-31.



FMT55/4-ws	Wireless mini pushbutton without battery or wire, with double rocker, white	EAN 4010312312520	37,50 €/pc.
FMT55/4-rw	Wireless mini pushbutton without battery or wire, with double rocker, pure white	EAN 4010312312544	37,50 €/pc.
FMT55/4-wg	Wireless mini pushbutton without battery or wire, with double rocker, pure white glossy	EAN 4010312312568	37,50 €/pc.
FMT55/4-sz	Wireless mini pushbutton without battery or wire, with double rocker, black	EAN 4010312312551	37,50 €/pc.
FMT55/4-an	Wireless mini pushbutton without battery or wire, with double rocker, anthracite	EAN 4010312312582	37,50 €/pc.
FMT55/4-al	Wireless mini pushbutton without battery or wire, with double rocker, coated/aluminium paint	EAN 4010312312537	44,70 €/pc.

Recommended retail prices excluding VAT.

Frames for Flat Pushbuttons, internal dimensions 63x63 mm

1-24

R1F-, R2F- and R3F-



Double frame R2F
with DSS+SDO and BLF

Single frame for flat pushbuttons R1F, 80x80 mm external dimensions, double frame R2F, 80x151 mm external dimensions, and triple frame R3F, 80x222 mm external dimensions.

Internal frame dimensions 63x63mm, 12mm high.
For the flat range 63x63mm.

R1F-ws	Single frame for flat pushbuttons white	EAN 4010312904299	3,90 €/pc.
R1F-rw	Single frame for flat pushbuttons pure white	EAN 4010312904312	3,90 €/pc.
R1F-wg	Single frame for flat pushbuttons pure white glossy	EAN 4010312904343	3,90 €/pc.
R1F-sz	Single frame for flat pushbuttons black	EAN 4010312904336	3,90 €/pc.
R1F-an	Single frame for flat pushbuttons anthracite	EAN 4010312904909	3,90 €/pc.
R1F-al	Single frame for flat pushbuttons coated/aluminium paint	EAN 4010312905715	6,30 €/pc.
R2F-ws	Double frame for flat pushbuttons white	EAN 4010312904367	4,10 €/pc.
R2F-rw	Double frame for flat pushbuttons pure white	EAN 4010312904381	4,10 €/pc.
R2F-wg	Double frame for flat pushbuttons pure white glossy	EAN 4010312904411	4,10 €/pc.
R2F-sz	Double frame for flat pushbuttons black	EAN 4010312904404	4,10 €/pc.
R2F-an	Double frame for flat pushbuttons anthracite	EAN 4010312904435	4,10 €/pc.
R2F-al	Double frame for flat pushbuttons coated/aluminium paint	EAN 4010312905739	8,90 €/pc.
R3F-ws	Triple frame for flat pushbuttons white	EAN 4010312904442	4,30 €/pc.
R3F-rw	Triple frame for flat pushbuttons pure white	EAN 4010312904459	4,30 €/pc.
R3F-wg	Triple frame for flat pushbuttons pure white glossy	EAN 4010312904480	4,30 €/pc.
R3F-sz	Triple frame for flat pushbuttons black	EAN 4010312904473	4,30 €/pc.
R3F-an	Triple frame for flat pushbuttons anthracite	EAN 4010312904503	4,30 €/pc.
R3F-al	Triple frame for flat pushbuttons coated/aluminium paint	EAN 4010312905760	11,50 €/pc.

Recommended retail prices excluding VAT.

R-, R2- and R3-



Triple frame R3 with
FT4, BLA and DSS+SDO

Single frame R, 80x80 mm external dimensions, double frame R2, 80x151 mm external dimensions, and triple frame R3, 80x222 mm external dimensions.

Internal frame dimensions 55x55 mm, 12 mm high.
For the pushbuttons 55x55 mm.

R-ws	Single frame for pushbuttons white	EAN 4010312902356	3,90 €/pc.
R-rw	Single frame for pushbuttons pure white	EAN 4010312902370	3,90 €/pc.
R-wg	Single frame for pushbuttons pure white glossy	EAN 4010312902400	3,90 €/pc.
R-sz	Single frame for pushbuttons black	EAN 4010312902394	3,90 €/pc.
R-an	Single frame for pushbuttons anthracite	EAN 4010312902424	3,90 €/pc.
R-al	Single frame for pushbuttons coated/aluminium paint	EAN 4010312902363	4,70 €/pc.
R2-ws	Double frame for pushbuttons white	EAN 4010312903681	4,10 €/pc.
R2-rw	Double frame for pushbuttons pure white	EAN 4010312903704	4,10 €/pc.
R2-wg	Double frame for pushbuttons pure white glossy	EAN 4010312903728	4,10 €/pc.
R2-sz	Double frame for pushbuttons black	EAN 4010312903698	4,10 €/pc.
R2-an	Double frame for pushbuttons anthracite	EAN 4010312903711	4,10 €/pc.
R2-al	Double frame for pushbuttons coated/aluminium paint	EAN 4010312903742	8,90 €/pc.
R3-ws	Triple frame for pushbuttons white	EAN 4010312903766	4,30 €/pc.
R3-rw	Triple frame for pushbuttons pure white	EAN 4010312903780	4,30 €/pc.
R3-wg	Triple frame for pushbuttons pure white glossy	EAN 4010312903803	4,30 €/pc.
R3-sz	Triple frame for pushbuttons black	EAN 4010312903773	4,30 €/pc.
R3-an	Triple frame for pushbuttons anthracite	EAN 4010312903797	4,30 €/pc.
R3-al	Triple frame for pushbuttons coated/aluminium paint	EAN 4010312903827	11,50 €/pc.

BLF-**Blind cover BLF for R1F, R2F and R3F.**

An attachment frame BRF, a mounting plate HP and an adhesive foil are enclosed.
The blind cover snaps flush in the frame after the mounting plate, frame and attachment frame are fitted.

BLF-ws	Blind cover BLF for R1F, R2F and R3F white	EAN 4010312904213	3,10 €/pc.
BLF-rw	Blind cover BLF for R1F, R2F and R3F pure white	EAN 4010312904237	3,10 €/pc.
BLF-wg	Blind cover BLF for R1F, R2F and R3F pure white glossy	EAN 4010312904268	3,10 €/pc.
BLF-sz	Blind cover BLF for R1F, R2F and R3F black	EAN 4010312904251	3,10 €/pc.
BLF-an	Blind cover BLF for R1F, R2F and R3F anthracite	EAN 4010312904282	3,10 €/pc.
BLF-al	Blind cover BLF for R1F, R2F and R3F coated/aluminium paint	EAN 4010312905791	5,50 €/pc.

BLA55-**Blind cover BLA55 for R, R2 and R3 as well as all Q frames.**

An attachment frame BRF, a mounting plate HP and an adhesive foil are enclosed.
The blind cover snaps flush in the frame after the mounting plate, frame and attachment frame are fitted.

BLA55-ws	Blind cover BLA55 for R, R2 and R3 white	EAN 4010312905869	3,10 €/pc.
BLA55-rw	Blind cover BLA55 for R, R2 and R3 pure white	EAN 4010312905883	3,10 €/pc.
BLA55-wg	Blind cover BLA55 for R, R2 and R3 pure white glossy	EAN 4010312905913	3,10 €/pc.
BLA55-sz	Blind cover BLA55 for R, R2 and R3 black	EAN 4010312905906	3,10 €/pc.
BLA55-an	Blind cover BLA55 for R, R2 and R3 anthracite	EAN 4010312905937	3,10 €/pc.
BLA55-al	Blind cover BLA55 for R, R2 and R3 coated/aluminium paint	EAN 4010312905876	5,50 €/pc.

DSS+SDOF-



German Fused Safety Socket DSS with socket outlet front SDOF.

The socket base DSS bearing the VDE sign has plug-in terminals.
Fitted in 63x63mm frames R1F, R2F and R3F.

DSS+SDOF-ws	DSS with socket outlet front white	EAN 4010312311295	5,70 €/pc.
DSS+SDOF-rw	DSS with socket outlet front pure white	EAN 4010312311318	5,70 €/pc.
DSS+SDOF-wg	DSS with socket outlet front pure white glossy	EAN 4010312311349	5,70 €/pc.
DSS+SDOF-sz	DSS with socket outlet front black	EAN 4010312311332	5,70 €/pc.
DSS+SDOF-an	DSS with socket outlet front anthracite	EAN 4010312311363	5,70 €/pc.
DSS+SDOF-al	DSS with socket outlet front coated/aluminium paint	EAN 4010312311301	12,90 €/pc.

DSS+SDO55-



German Fused Safety Socket DSS with socket outlet front SDO55.

The socket base DSS bearing the VDE sign has plug-in terminals.
Fitted in 55x55mm frames R, R2 and R3 as well as all Q frames.

DSS+SDO55-ws	DSS with socket outlet front white	EAN 4010312310830	5,70 €/pc.
DSS+SDO55-rw	DSS with socket outlet front pure white	EAN 4010312310854	5,70 €/pc.
DSS+SDO55-wg	DSS with socket outlet front pure white glossy	EAN 4010312310885	5,70 €/pc.
DSS+SDO55-sz	DSS with socket outlet front black	EAN 4010312310878	5,70 €/pc.
DSS+SDO55-an	DSS with socket outlet front anthracite	EAN 4010312310908	5,70 €/pc.
DSS+SDO55-al	DSS with socket outlet front coated/aluminium paint	EAN 4010312310847	12,90 €/pc.

Wireless Sensors – Pushbuttons without battery or wire FT55R, Rocker with radius

FT55R-



Wireless pushbutton with rocker (without frame)



Wireless pushbutton with double rocker (without frame)

Wireless pushbutton internal frame dimensions 55x55 mm with radius, 15 mm high. Generates the power for wireless telegrams itself when the button is pressed, therefore there is no connecting wire and no standby loss.

For Busch Reflex and Duro cover frames.

The scope of supply comprises a rocker, a double rocker, an attachment frame, a mounting base (all same colour), the wireless module and one adhesive foil.

Wireless pushbuttons with one rocker can transmit two evaluable signals: press rocker up and press rocker down. Wireless pushbuttons with double rocker can transmit four evaluable signals: press two rockers up or down.

The mounting base can be screwed onto a flat surface or glued to the wall, on glass or on furniture using the enclosed adhesive foil. Use the sleeves in the 55 mm socket box for screw mounting. Then the **wireless switch lighting FTB** can be snapped into the mounting plate from the rear.


The double rocker is snapped onto the wireless module at the factory. If the double rocker is replaced by the large rocker, remove the rocker halves by pulling off to the front. Do not bend towards the middle. Then snap the large rocker so that the markings 0 and I on the back line up with the same markings on the wireless module.

Adhesion: First adhere the set *comprising the mounting base, frame and attachment frame* – with the latches pointing at the top and bottom. Then snap on the set *comprising the wireless module and rocker* – with the marking 0 on the back always pointing up.

Before screwing, remove the mounting base from the frame and the attachment frame. To do this, press the latches on the mounting base outwards. Then screw the mounting base – with the latches at top and bottom –, snap on the frame with the attachment frame and snap on the set *comprising the wireless module and rocker* – with the marking 0 on the back always pointing to the top.

We recommend stainless-steel countersunk screws 2.9x25 mm, DIN 7982 C, for screw connections. Both with rawl plugs 5x25 mm and with 55 mm switch boxes.

See chapter Z: 'Accessories'.

The wireless module integrated in the wireless pushbutton can be taught-in encrypted as described in the operating instructions in all encryptable actuators of the Series 61 and Series 71 as well as the FAM14. This requires the FTVW wireless pushbutton encryption rocker on page 1-30. Encryptable actuators bear the pictogram .

Rockers laser engraved page 1-31.

FT55R-white	Wireless pushbutton without battery or wire, without frame	EAN 4010312313985	40,70 €/pc.
FT55R-alpine white	Wireless pushbutton without battery or wire, without frame	EAN 4010312313992	40,70 €/pc.

Recommended retail prices excluding VAT.

FT4CH-



Wireless pushbutton with intermediate frame and rocker (without frame)



Wireless pushbutton with intermediate frame and double rocker (without frame)

Wireless pushbutton, for internal frame dimensions 60x60mm, 15mm high. Generates the power for wireless telegrams itself when the button is pressed, therefore there is no connecting wire and no standby loss.

For Swiss cover frames from ABB Normelec, Feller and Hager.

The scope of supply comprises one large rocker, one double rocker, one intermediate frame (all same colour), the mounting base, the wireless module and one adhesive foil.

Wireless pushbuttons with one rocker can transmit two evaluable signals: press rocker up and press rocker down. Wireless pushbuttons with double rocker can transmit four evaluable signals: press two rockers up or down.

The mounting base can be screwed onto a flat surface or glued to the wall, on glass or on furniture using the enclosed adhesive foil. Use the sleeves in the 55mm socket box for screw mounting. Then the **wireless switch lighting FTB** can be snapped into the mounting plate from the rear.

The double rocker is snapped onto the wireless module at the factory. If the double rocker is replaced by the large rocker, remove the rocker halves by pulling off to the front. Do not bend towards the middle. Then snap the large rocker so that the markings 0 and I on the back line up with the same markings on the wireless module.

Adhesion: First adhere *the mounting base and intermediate frame* – with the latches pointing at the top and bottom. Then snap on the set *comprising the wireless module and rocker* – with the marking 0 on the back always pointing up.

Before screwing, remove the mounting base from the intermediate frame. To do this, press the latches on the mounting base outwards. Then screw the mounting base – with the latches at top and bottom –, snap on the frame with the intermediate frame and snap on the set *comprising the wireless module and rocker* – with the marking 0 on the back always pointing to the top.

We recommend stainless-steel countersunk screws 2.9x25mm, DIN 7982 C, for screw connections. Both with rawl plugs 5x25mm and with 55mm switch boxes.

See chapter Z: 'Accessories'.

The wireless module integrated in the wireless pushbutton can be taught-in encrypted as described in the operating instructions in all encryptable actuators of the Series 61 and Series 71 as well as the FAM14. This requires the FTVW wireless pushbutton encryption rocker on page 1-30. Encryptable actuators bear the pictogram .

Rockers laser engraved page 1-31.

FT4CH-ws	Wireless pushbutton without battery or wire, without frame white (61)	EAN 4010312300978	40,70 €/pc.
FT4CH-hg	Wireless pushbutton without battery or wire, without frame light grey (65)	EAN 4010312300985	40,70 €/pc.
FT4CH-sz	Wireless pushbutton without battery or wire, without frame black (60)	EAN 4010312300992	40,70 €/pc.

Recommended retail prices excluding VAT.

FTVW

The wireless pushbutton encryption rocker FTVW can be used to activate and deactivate the encryption of Eltako wireless pushbuttons, hand-held wireless transmitters and wireless remote control with batteryless and cordless EnOcean wireless modules.

First, remove the rockers. The wireless modules must be removed from wireless mini hand-held transmitters FMH8 and placed on a flat surface.

Activate encryption:

The label **encryption ON** is located on the top side.



Press the encryption rocker on the wireless module and press the rocker twice.


Deactivate encryption:

The label **encryption OFF** on the FTVW is located on the top side.



Press the encryption rocker on the wireless module and press the rocker once.

Teach-in of encryptable EnOcean wireless modules is described in the operating instructions for encryptable actuators.

This is identified by the pictogram .

FTVW


Wireless pushbutton encryption rocker

EAN 4010312907030

1,00 €/pc.

Recommended retail prices excluding VAT.

W + DW



Rockers and double rockers laser engraved.

For all pushbuttons and hand-held transmitters we provide rockers and double rockers offered in all colors and hand-held transmitters with laser engraving.

The additional title +2P will do for each arrow top (up) and bottom (down).

The additional title +IO will do for I (=on) top and O (=off) down.

The additional title +OI will do for O (=off) top and I (=on) down.

Other prints with a maximum of 6 lines must be characterized and then we engrave it in Arial font. Maximum of two lines at the top, middle and bottom.

If we receive an E-mail to LGI@eltako.de with an Adobe Illustrator or Corel Draw file with the extension .ai or .cdr, we engrave individual customer requirements.

Rockers

W-B4FT65 ¹⁾, W-B4T55 ¹⁾, W-B4T65 ¹⁾, W-F4FT65, W-F4T55B, W-F4T65, W-FHS/FMH2, W-FMT55/2-, W-FT4CH, W-FT4F, W-FT55

add. nomenclature
...+OI



add. nomenclature
...+2P



as specified by
customer



Double rockers

DW-B4FT65 ¹⁾, DW-B4T55 ¹⁾, DW-B4T65 ¹⁾, DW-F4FT65, DW-F4T55B, DW-F4T65, DW-FHS/FMH2, DW-FMT55/2-, DW-FT4CH, DW-FT4F, DW-FT55

add. nomenclature
...+IO



add. nomenclature
...+2P



as specified by
customer



Rocker

W-F1FT65,
W-FFT55Q

as specified by
customer



Double rocker

DW-FF8

add. nomenclature
...+2P



as specified by
customer



¹⁾ The LEDs on bus pushbuttons and bus flat pushbuttons reduce the space for laser engraving.

Rockers and Double Rockers laser engraved W and DW

1-32

W-B4FT65	Rocker for bus flat pushbutton E-design pure white glossy	EAN 4010312907207	5,90 €/pc.
DW-B4FT65	Double rocker for bus flat pushbutton E-design pure white glossy	EAN 4010312907191	6,30 €/pc.
W-B4T65	Rocker for bus pushbutton E-design pure white glossy	EAN 4010312907184	5,90 €/pc.
DW-B4T65	Double rocker for bus pushbutton E-design pure white glossy	EAN 4010312907214	6,30 €/pc.
W-F1FT65	Rocker for wireless flat pushbutton E-design	EAN 4010312907153	5,90 €/pc.
W-F4T55B	Rocker for wireless pushbuttons 55x55 mm ws/rw/wg/sz/an/al	EAN 4010312907313	5,90 €/pc.
DW-F4T55B	Double rocker for wireless pushbuttons 55x55 mm ws/rw/wg/sz/an/al	EAN 4010312907320	6,30 €/pc.
W-F4T65	Rocker for wireless pushbutton E-design pure white glossy	EAN 4010312907160	5,90 €/pc.
DW-F4T65	Double rocker for wireless pushbutton E-design pure white glossy	EAN 4010312907177	6,30 €/pc.
W-F4T65B	Rocker for wireless pushbutton E-design with batteries pure white glossy	EAN 4010312907276	5,90 €/pc.
DW-F4T65B	Double rocker for wireless pushbutton E-design with batteries pure white glossy	EAN 4010312907283	6,30 €/pc.
DW-FF8	Double rocker for wireless remote control anthracite-soft paint	EAN 4010312906378	6,30 €/pc.
W-FFT55Q	Rocker for wireless flat pushbuttons ws/rw/wg/sz/an/al	EAN 4010312906255	5,90 €/pc.
W-FHS/FMH2	Rocker for wireless hand-held transmitters and mini hand- held transmitters FMH2 ws/rw/wg/sz/an/al	EAN 4010312906354	5,90 €/pc.
DW-FHS/FMH4	Double rocker for wireless hand-held transmitters and mini hand-held transmitters FMH4 ws/rw/wg/sz/an/al	EAN 4010312906361	6,30 €/pc.
W-FMT55/2	Rocker for wireless mini pushbuttons ws/rw/wg/sz/an/al	EAN 4010312906323	5,90 €/pc.
DW-FMT55/4	Double rocker for wireless mini pushbuttons ws/rw/wg/sz/an/al	EAN 4010312906330	6,30 €/pc.
W-FT4CH	Rocker for wireless pushbuttons Swiss Design ws(61)/hg(65)/sz(60)	EAN 4010312906347	6,30 €/pc.
DW-FT4CH	Double rocker for wireless pushbuttons Swiss Design ws(61)/hg(65)/sz(60)	EAN 4010312906385	6,70 €/pc.
W-FT4F	Rocker for wireless flat pushbuttons ws/rw/wg/sz/an/al	EAN 4010312906262	5,90 €/pc.
DW-FT4F	Double rocker for wireless flat pushbuttons ws/rw/wg/sz/an/al	EAN 4010312906279	6,30 €/pc.
W-FT55	Rocker for wireless pushbuttons 55x55 mm ws/rw/wg/sz/an/al	EAN 4010312906286	5,90 €/pc.
DW-FT55	Double rocker for wireless pushbuttons 55x55 mm ws/rw/wg/sz/an/al	EAN 4010312906293	6,30 €/pc.
W-FT55R	Rocker for wireless pushbuttons 55x55 mm for Busch Reflex and Duro, white/alpine white	EAN 4010312907047	5,90 €/pc.
DW-FT55R	Double rocker for wireless pushbuttons 55x55 mm for Busch Reflex and Duro, white/alpine white	EAN 4010312907061	6,30 €/pc.

Recommended retail prices excluding VAT.



Universal remote control

Universal remote control UFB	1-34
Wireless infrared converter FIW-USB	1-35
Wireless infrared converter FIW65	1-36



Hand-held transmitters

Remote control FFD and FF8	1-37
Wireless hand-held transmitters FHS8	1-39
Wireless hand-held transmitters FHS12	1-40



Mini hand-held transmitters

Wireless mini hand-held transmitters FMH8	1-41
Wireless mini hand-held transmitters FMH8 laser engr. individually	1-41
Wireless mini hand-held transmitters FMH2 and FMH2S key ring	1-42
Wireless mini hand-held transmitters FMH4 and FMH4S key ring	1-43
Wireless mini hand-held transmitter for calling systems FMH2S-wr	1-44
Waterproof mini hand-held transmitter FMH1W-sz	1-44

UFB-Harmony Touch

1-34



Logitech
Harmony Touch
with 2,4" colour display

Control Eltako wireless actuators and entertainment electronics with only one remote control!

Universal remote control Logitech Harmony Touch for almost all devices of consumer electronics. Additionally with 28 channels plus one 4-way scene control for the Eltako wireless building.

This universal remote control not only replaces 14 single remote controls, but, **when used together with a wireless infrared converter FIW65 or FIW-USB**, converts infrared telegrams into wireless telegrams for the Eltako wireless network.

For this remote control the records of almost all popular old and new devices of consumer electronics are available for download from the internet at myharmony.com and therefore all individual remote controls in a room can be easily replaced by this universal remote control.

Before shipment, we load a special Eltako FIW data record in the original Harmony Touch remote control. These infrared signals are converted into wireless telegrams by a wireless infrared converter FIW and transmitted to the Eltako wireless network.

This data record can be loaded by any owner of a Harmony One backed by the enclosed Logitech operating instructions. This record can also be downloaded by each owner of a Harmony Touch itself according to the enclosed Logitech operating manual. It's available in the Logitech menu among the FIW65.

If you download for entertainment electronic equipment, also select the FIW data record, otherwise it is deleted in the UFB.

An actuator can be controlled by each of the 28 channels, e.g. for lighting, blinds, awnings and roller shutters as described with the infrared converters FIW65 and FIW-USB.

WEEE registration number DE 52635780

UFB-Harmony Touch

Logitech universal remote control

EAN 4010312315262

236,00 €/pc.

Recommended retail prices excluding VAT.

FIW-USB



Wireless infrared converter with USB port. Only 0.05 watt standby loss.

Either connect to a device with power supply to the USB socket or use a USB charger for mains voltage. USB plug Type A with 2 m connecting cable.

The wireless infrared converter converts the predefined infrared telegrams of the universal remote control UFB-Harmony Touch into wireless telegrams for the Eltako wireless network. Otherwise it has no function of its own.

The downstream wireless actuators are taught in and then controlled using the keys on the universal remote control. The green LED on the FIW indicates every detected infrared telegram.

One actuator can be controlled by each of the max 32 channels e.g. for lighting, blinds, awnings and roller shutters.

In as-delivered state, the FIW sends a message every time one of the numeric buttons on the UFB is clicked. This permits the teach-in of 10 rapid channels using the numeric buttons.

If additional channels are required, switch over to the 'double-click' function by using the key sequence 7 and 3 on the UFB within 10 seconds after switching on the FIW power supply.

In this function an additional 10 channels 00, 11, 22, 33 etc. up to 99 can be taught-in.

Press the key sequence 9 and 1 within 10 seconds after switching on the power supply to reset to single-click.

The numeric buttons in the actuators can be taught-in either as direction switches or universal switches. Dim function with up and down arrow buttons in the navigation cross.

When a numeric button in the associated actuator is taught-in as direction button, first select the channel by pressing the numeric button when the device is in service, then control by pressing the up and down arrow buttons in the navigation cross.

Another 4 channels can be set to the + and - of the volume and channel buttons, e.g. for the central control of lighting and shading.

A further 3 direction buttons can be taught-in directly using the left and right buttons in the navigation cross, the fast forward and fast reverse buttons and the buttons for forward skip and reverse skip.

In addition, the four labelled buttons in the display with the colours red, green, yellow and blue are available as scene buttons for lighting or shading. You can change their labels using the enclosed CD and a Logitech Internet access. The central control signals ON/OFF or UP/DOWN can also be taught-in here as scenes and labelled accordingly.

WEEE registration number DE 30298319

FIW-USB

Wireless infrared converter with USB port

EAN 4010312311158

90,90 €/pc.

Recommended retail prices excluding VAT.

FIW65-wg



1-36



Wireless infrared converter for single mounting or mounting into the E-design switching system. Only 0.4 watt standby loss.

Power supply 230V.

A 20cm long wire is located at the rear for the 230V power connection, black (L) and blue (N). Otherwise no further installation depth is required behind the mounting plate.

We recommend stainless-steel countersunk screws 2.9x25mm, DIN 7982 C, for screw connections. Both with rawl plugs 5x25mm and with 55mm switch boxes. Set of 2 stainless-steel countersunk screws 2.9x25mm and plugs 5x25mm are enclosed.

This wireless infrared converter converts the predefined infrared telegrams of the universal remote control UFB-Harmony Touch into wireless telegrams for the Eltako wireless network. Otherwise it has no specific function.

The downstreamed wireless actuators are taught-in using the buttons of the universal remote control and then they are also controlled with that. The green LED of the FIW indicates each detected infrared telegram.

With each of up to 32 channels an actuator can be controlled. E.g. for lighting, roller shutters, roller blinds and sun blinds.

In the as-delivered condition of the FIW a click on one of the numeric keys of the UFB will sent immediately. Therefore channels are fastly taught-in with the 10 numeric keys.

If additional channels are required, it can be switched to the function 'double click' with the key sequence 7 and 3 of the UFB within 10 seconds after switching on the power supply of the FIW. In this function the 10 channels 00, 11, 22, 33 etc up to 99 can be taught-in additionally. By pressing 9 and 1 it can be reset to single-click within 10 seconds after switching on the power supply.

The numeric keys can be taught-in into the actuators either as direction pushbuttons or universal pushbuttons. Dimming function with the arrow keys up and down in the navigation pad.

If a numeric key is taught-in into the associated actuator as a direction pushbutton, then first select the channel with the numeric key when in operation and then control it with the arrow keys up and down in the navigation pad.

4 more channels can be put to volume and channel with + and - buttons. e.g. for central control of lighting and shading.

Use the left and right buttons in the navigation pad and then use the fast forward and rewind buttons as well as the backward and forward-skip buttons to directly teach-in 3 more direction pushbuttons.

In addition, the four keys labeled with the colors red, green, yellow and blue in the display are available as scene pushbuttons for lighting and shading. Their names can be changed with the enclosed CD and a Logitech internet connection. The central control signals ON/OFF or up/down can be taught-in as scenes here and then be labeled accordingly.

FIW65-wg

Funk-Infrarotwandler reinweiß glänzend

EAN 4010312315941

94,20 €/pc.

Recommended retail prices excluding VAT.

FFD-



wall holder WHF-al

Wireless remote control with display 185x50 mm, 17 mm high. Power is supplied by lithium-ion battery whose voltage is monitored and shown in the display.

The display automatically turns on when the remote control is picked up, as well as when you press the middle button in the navigation pad.

Display backlighting:

Activate or deactivate the backlighting by pressing the (▲) and (◀) buttons together.

50 channels can be individually assigned and also provided with text. Each channel can transmit 4 evaluable wireless telegrams into the Eltako wireless network.

If no record was made, *no entry* is shown in the display. The entry is made with the 5 buttons of the navigation pad: up (▲), down (▼), right (▶), left (◀) and middle (OK). Press both buttons (◀) and (▶) at the same time. When *Language* appears, press the arrow buttons to select the language; the languages are *deutsch, english, francais, espanol* and *italiano*.

After confirming with OK, the *max. time* can be selected by using the arrow buttons between 10 and 90 seconds (factory settings at 20 seconds) before the display switches to sleep mode after the last keystroke to save energy.

Create, modify, shift and delete records according to the operating manual.

All records will be taught-in into the corresponding actuators via wireless telegrams.

In addition, the four function keys can be assigned directly below the navigation key.

Configure FFD from a PC:

If the FFD is connected to a PC with a USB cable, *connection* appears in the display and a battery icon shows the charging process. If a connection with the PC-Tool PCT14 is established, *USB-connection* is displayed. With the PCT14 PC tool, the data can be read, configured and transferred to the FFD. After pressing the button (OK) the normal display appears and the FFD can be used for control.

Charge battery:

If the FFD is connected to the supplied charger or to a PC with a USB cable, *connection* appears in the display and a battery icon shows the charging process. After pressing the button (OK) the normal display appears and the FFD can be used for control while charging.

Show battery status:

If you keep the keys (▼) and (◀) pressed, battery appears in the display and the battery charge status is indicated by a battery symbol. When released, the normal display appears.

If the battery voltage drops too far, *low battery press OK* appears in the display. This message must be confirmed with (OK). During normal operation, the backlight of the display will be switched off to save energy. If the minimum voltage falls below, the battery will be disconnected to prevent further discharge.

For wall mounting a wall holder WHF-al and 2 stainless-steel countersunk screws 2,9x25mm and plugs 5x25mm are enclosed.

WEEE-registration number DE 30298319

FFD-al/an

Wireless remote control with display, painted aluminium top, bottom anthracite-soft paint

EAN 4010312313541

154,80 €/pc.

Recommended retail prices excluding VAT.

FF8-



Wireless remote control 185x50 mm, 17 mm high.



The batteryless remote control FF8 contains two identical wireless modules the same as the cordless wireless pushbuttons FT4 and has 2 double rockers. It can transmit 8 evaluable wireless telegrams.


The top is painted in aluminum and the bottom and the rockers have an anthracite-soft paint. For wall mounting a wall holder WHF-al and 2 stainless-steel countersunk screws 2,9x25 mm and plugs 5x25 mm are enclosed.

The rockers can be easily removed and replaced with laser engraved rockers.

Compared to the wireless pushbuttons and hand-held transmitters the wireless modules are rotated 90° to the left. Therefore the upper half of the rocker corresponds to the right half of the pushbutton and the hand-held transmitter.

This must be considered when teaching-in in wireless actuators.

If wireless modules will be exchanged, the label 0 has to be on the left.

The wireless modules integrated in the remote control can be taught-in encrypted as described in the User Manual in all encryptable actuators of the Series 61 and Series 71 as well as the FAM14. This requires the FTVW wireless pushbutton encryption rocker on page 1-30. Encryptable actuators bear the pictogram .



wall holder WHF-al

Double rockers laser engraved page 1-31.



WEEE-registration number
DE 30298319

FF8-al/an

Wireless remote control with 2 double rockers, painted aluminium top, bottom and rockers anthracite-soft paint

EAN 4010312303931

99,90 €/pc.

Recommended retail prices excluding VAT.


FHS8-



Wireless hand-held transmitter 154x50 mm, 16 mm high.

The batteryless hand-held transmitter **FHS8** contains two identical wireless modules the same as the cordless wireless pushbuttons FT4 and has 2 double rockers. It can transmit 8 evaluable wireless telegrams.

This wireless hand-held transmitter can be attached to the wall, on glass or on furniture using an adhesive foil. Enclosed are 2 labels for the rear and 1 adhesive foil.

The wireless modules integrated in the hand-held wireless transmitter can be taught-in encrypted as described in the operating instructions in all encryptable actuators of the Series 61 and Series 71 as well as the FAM14. This requires the FTVW wireless pushbutton encryption rocker on page 1-30. Encryptable actuators bear the pictogram .

Double rockers laser engraved page 1-31.



WEEE registration number DE 30298319

FHS8-ws	Wireless hand-held transmitter white with 2 double rockers	EAN 4010312300145	68,70 €/pc.
FHS8-rw	Wireless hand-held transmitter pure white with 2 double rockers	EAN 4010312300862	68,70 €/pc.
FHS8-wg	Wireless hand-held transmitter pure white glossy with 2 double rockers	EAN 4010312300947	68,70 €/pc.
FHS8-sz	Wireless hand-held transmitter black with 2 double rockers	EAN 4010312300848	68,70 €/pc.
FHS8-an	Wireless hand-held transmitter anthracite with 2 double rockers	EAN 4010312300824	68,70 €/pc.
FHS8-al	Wireless hand-held transmitter coated/aluminium paint with 2 double rockers	EAN 4010312300282	80,30 €/pc.
FHS8-ac	Wireless hand-held transmitter anthracite/chrome with 2 double rockers; anthracite-soft painting	EAN 4010312300893	80,30 €/pc.

Recommended retail prices excluding VAT.

Wireless Sensors

Hand-held Transmitters FHS12

1-40


FHS12-



Wireless hand-held transmitter 154x50 mm, 16 mm high.

The batteryless hand-held transmitter FHS12 contains three identical wireless modules the same as the cordless wireless pushbuttons FT4 and has 3 double rockers. It can transmit 12 evaluable wireless telegrams.

This wireless hand-held transmitter can be attached to the wall, on glass or on furniture using an adhesive foil. Enclosed are 2 labels for the rear and 1 adhesive foil.

The wireless modules integrated in the hand-held wireless transmitter can be taught-in encrypted as described in the operating instructions in all encryptable actuators of the Series 61 and Series 71 as well as the FAM14. This requires the FTWV wireless pushbutton encryption rocker on page 1-30. Encryptable actuators bear the pictogram .



Double rockers laser engraved page 1-31.



WEEE registration number DE 30298319

FHS12-ws	Wireless hand-held transmitter white with 3 double rockers	EAN 4010312300312	99,90 €/pc.
FHS12-rw	Wireless hand-held transmitter pure white with 3 double rockers	EAN 4010312300343	99,90 €/pc.
FHS12-wg	Wireless hand-held transmitter pure white glossy with 3 double rockers	EAN 4010312300954	99,90 €/pc.
FHS12-sz	Wireless hand-held transmitter black with 3 double rockers	EAN 4010312300855	99,90 €/pc.
FHS12-an	Wireless hand-held transmitter anthracite with 3 double rockers	EAN 4010312300831	99,90 €/pc.
FHS12-al	Wireless hand-held transmitter coated/aluminium paint with 3 double rockers	EAN 4010312300329	114,80 €/pc.
FHS12-ac	Wireless hand-held transmitter anthracite/chrome with 3 double rockers; anthracite-soft painting	EAN 4010312300909	114,80 €/pc.


Recommended retail prices excluding VAT.

FMH8-  





**Wireless mini hand-held transmitter 45x85 mm, 18 mm high.
Weighs only 60 grams.**

The batteryless mini hand-held transmitter **FMH8** contains the same wireless module as the wireless pushbuttons FT4 and has 8 pushbuttons. It can transmit 8 evaluable wireless telegrams. The housing is laser-engraved with the numerals 1 to 8.

The wireless modules integrated in the mini hand-held wireless transmitter can be taught-in encrypted as described in the operating instructions in all encryptable actuators of the Series 61 and Series 71 as well as the FAM14. This requires the FTVW wireless pushbutton encryption rocker on page 1-30. Encryptable actuators bear the pictogram .

WEEE registration number DE 30298319


FMH8-rw	Wireless mini hand-held transmitter pure white, 8 signals	EAN 4010312311714	69,50 €/pc.
FMH8-an	Wireless mini hand-held transmitter anthracite, 8 signals	EAN 4010312311707	69,50 €/pc.
FMH8-al/an	Wireless mini hand-held transmitter, the top is painted in aluminum and the bottom and the pushbuttons have an anthracite-soft paint, 8 signals	EAN 4010312313282	76,00 €/pc.

FMH8+LGI-  



**Wireless mini hand-held transmitter 45x85 mm, 18 mm high.
Weighs only 60 grams. Individual laser engraving **LGI** with text according to customer request.**

The batteryless mini hand-held transmitter **FMH8** contains the same wireless module as the wireless pushbuttons FT4 and has 8 pushbuttons. It can transmit 8 evaluable wireless telegrams. The housing is engraved by laser to customer specifications.

The wireless modules integrated in the mini hand-held wireless transmitter can be taught-in encrypted as described in the operating instructions in all encryptable actuators of the Series 61 and Series 71 as well as the FAM14. This requires the FTVW wireless pushbutton encryption rocker on page 1-30. Encryptable actuators bear the pictogram .

WEEE registration number DE 30298319

FMH8+LGI-al/an	Wireless mini hand-held transmitter, the top is painted in aluminum and the bottom and the pushbuttons have an anthracite-soft paint, 8 signals, laser engraved	EAN 4010312313299	83,70 €/pc.
-----------------------	---	-------------------	--------------------

Wireless Sensors

Mini Hand-held Transmitters FMH2

1-42

FMH2- and FMH2S-



Wireless mini hand-held transmitter 43x43 mm, 16 mm high. Weighs only 30 grams.


The batteryless mini hand-held transmitter FMH2 contains the same wireless module as the cordless wireless pushbuttons FT4 and has 1 rocker. It can transmit 2 evaluable wireless telegrams. The rocker is laser engraved with 0 and I.

This wireless hand-held transmitter can be attached to the wall, on glass or on furniture using an enclosed adhesive foil.

The mini hand-held transmitter FMH2S is also prepared to attach a key ring.

The mini hand-held transmitter is supplied with the following engraving:

0 (= OFF) on upper part and I (= ON) on bottom part.

The wireless modules integrated in the mini hand-held wireless transmitter can be taught-in encrypted as described in the operating instructions in all encryptable actuators of the Series 61 and Series 71 as well as the FAM14. This requires the FTVW wireless pushbutton encryption rocker on page 1-30. Encryptable actuators bear the pictogram .

Rockers laser engraved page 1-31.



WEEE registration number DE 30298319

FMH2-ws	Wireless mini hand-held transmitter white, 2 signals, laser engraved 0 + I	EAN 4010312303450	36,30 €/pc.
FMH2-rw	Wireless mini hand-held transmitter pure white, 2 signals, laser engraved 0 + I	EAN 4010312303467	36,30 €/pc.
FMH2-wg	Wireless mini hand-held transmitter pure white glossy, 2 signals, laser engraved 0 + I	EAN 4010312303481	36,30 €/pc.
FMH2-sz	Wireless mini hand-held transmitter black, 2 signals, laser engraved 0 + I	EAN 4010312303474	36,30 €/pc.
FMH2-an	Wireless mini hand-held transmitter anthracite, 2 signals, laser engraved 0 + I	EAN 4010312303498	36,30 €/pc.
FMH2-al	Wireless mini hand-held transmitter coated/aluminium paint, 2 signals, laser engraved 0 + I	EAN 4010312305294	40,70 €/pc.
FMH2S-ws	Wireless mini hand-held transmitter white for key ring, 2 signals, laser engraved 0 + I	EAN 4010312303368	38,50 €/pc.
FMH2S-rw	Wireless mini hand-held transmitter pure white for key ring, 2 signals, laser engraved 0 + I	EAN 4010312303375	38,50 €/pc.
FMH2S-wg	Wireless mini hand-held transmitter pure white glossy for key ring, 2 signals, laser engraved 0 + I	EAN 4010312303399	38,50 €/pc.
FMH2S-sz	Wireless mini hand-held transmitter black for key ring, 2 signals, laser engraved 0 + I	EAN 4010312303382	38,50 €/pc.
FMH2S-an	Wireless mini hand-held transmitter anthracite for key ring, 2 signals, laser engraved 0 + I	EAN 4010312303405	38,50 €/pc.
FMH2S-al	Wireless mini hand-held transmitter coated/aluminium paint for key ring, 2 signals, laser engraved 0 + I	EAN 4010312305256	42,90 €/pc.

Recommended retail prices excluding VAT.

FMH4- and FMH4S-



**Wireless mini hand-held transmitter 43x43 mm, 16 mm high.
Weighs only 30 grams.**

The batteryless mini hand-held transmitter FMH4 contains the same wireless module as the cordless wireless pushbuttons FT4 and has 1 double rocker. It can transmit 4 evaluable wireless telegrams. The double rocker is laser engraved with 1, 2, 3 and 4.

This wireless hand-held transmitter can be attached to the wall, on glass or on furniture using an enclosed adhesive foil.

The mini hand-held transmitter FMH4S is also prepared to attach a key ring.

The mini hand-held transmitter is supplied with the following engraving:

'1' on upper part left, '2' on upper part right, '3' on bottom part left and '4' on bottom part right.

The wireless modules integrated in the mini hand-held wireless transmitter can be taught-in encrypted as described in the operating instructions in all encryptable actuators of the Series 61 and Series 71 as well as the FAM14. This requires the FTVW wireless pushbutton encryption rocker on page 1-30. Encryptable actuators bear the pictogram .

Double rockers laser engraved page 1-31.



WEEE registration number DE 30298319

FMH4-ws	Wireless mini hand-held transmitter white, 4 signals, laser engraved 1+2+3+4	EAN 4010312301029	38,30 €/pc.
FMH4-rw	Wireless mini hand-held transmitter pure white, 4 signals, laser engraved 1+2+3+4	EAN 4010312301036	38,30 €/pc.
FMH4-wg	Wireless mini hand-held transmitter pure white glossy, 4 signals, laser engraved 1+2+3+4	EAN 4010312301067	38,30 €/pc.
FMH4-sz	Wireless mini hand-held transmitter black, 4 signals, laser engraved 1+2+3+4	EAN 4010312301012	38,30 €/pc.
FMH4-an	Wireless mini hand-held transmitter anthracite, 4 signals, laser engraved 1+2+3+4	EAN 4010312301043	38,30 €/pc.
FMH4-al	Wireless mini hand-held transmitter coated/aluminium paint, 4 signals, laser engraved 1+2+3+4	EAN 4010312301975	42,70 €/pc.
FMH4S-ws	Wireless mini hand-held transmitter white for key ring, 4 signals, laser engraved 1+2+3+4	EAN 4010312301371	40,50 €/pc.
FMH4S-rw	Wireless mini hand-held transmitter pure white for key ring, 4 signals, laser engraved 1+2+3+4	EAN 4010312301562	40,50 €/pc.
FMH4S-wg	Wireless mini hand-held transmitter pure white glossy for key ring, 4 signals, laser engraved 1+2+3+4	EAN 4010312301586	40,50 €/pc.
FMH4S-sz	Wireless mini hand-held transmitter black for key ring, 4 signals, laser engraved 1+2+3+4	EAN 4010312301555	40,50 €/pc.
FMH4S-an	Wireless mini hand-held transmitter anthracite for key ring, 4 signals, laser engraved 1+2+3+4	EAN 4010312301579	40,50 €/pc.
FMH4S-al	Wireless mini hand-held transmitter coated/aluminium paint for key ring, 4 signals, laser engraved 1+2+3+4	EAN 4010312305270	44,90 €/pc.

Recommended retail prices excluding VAT.

FMH2S-wr




Wireless mini hand-held transmitter for calling systems 43x43 mm, 16 mm high. Weighs only 48 grams.

The mini hand-held transmitter FMH2S-wr without battery for calling systems has a pure white rocker with red lettering and a grey carry strap.

It transmits a wireless telegram to the Eltako wireless network each time you make a confirmation (by pressing on the red button).

When operated (by pressing on the red button) it transmits the same wireless telegram as a wireless pushbutton and can therefore be taught-in in actuators and the GFVS software in the same way. If it will be taught-in in an actuator as 'central on' as an emergency call switch the emergency can only be received with another taught-in switch with 'central off'.

For display we recommend the universal display FUA55LED with 10 LEDs.

The wireless modules integrated in the mini hand-held wireless transmitter can be taught-in encrypted as described in the operating instructions in all encryptable actuators of the Series 61 and Series 71 as well as the FAM14. This requires the FTVW wireless pushbutton encryption rocker on page 1-30. Encryptable actuators bear the pictogram .

WEEE registration number DE 30298319


FMH2S-wr

Wireless mini hand-held transmitter with grey carry strap for calling systems, pure white with red lettering

EAN 4010312303337

46,20 €/pc.

FMH1W-sz



Waterproof mini hand-held transmitter 66x44 mm, 10-20 mm high. Weighs only 34 grams.

The batteryless mini hand-held transmitter FMH1W has a black rocker set off with grey.

In operation (pressing the key symbols) he sends a wireless telegram.

The mini hand-held transmitter FMH1W is waterproof and also prepared to attach a key ring.

WEEE registration number DE 30298319

FMH1W-sz

Wireless mini hand-held transmitter, waterproof, black

EAN 401031315293

61,00 €/pc.



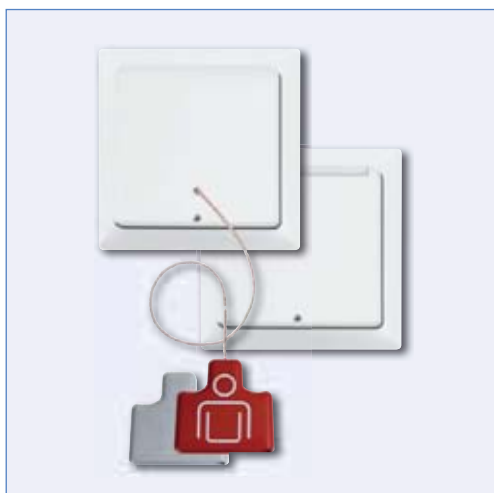
Window/door contacts

Wireless window/door contacts FTK and FTKB	1-46
Wireless window/door contacts FTKE	1-48
Wireless position switches FPE	1-48
FTK-encryption plug FVST	1-49



Window handles

Wireless window handles FHF	1-50
---	------



Key card switches and pull switch

Wireless key card switches FKF	1-51
Wireless key card switches FKC	1-52
Wireless pull switch FZS	1-53

FTK



IP 54



Wireless window/door contact 75x25x12 mm, pure white/silver grey/anthracite.

The batteryless window/door contact FTK powers itself from a solar cell and stores the energy for night operation.

A signal is transmitted when the contact is opened or closed. Ca. every 20 minutes a signal indicating the current status is also transmitted.

Adhesive foil mounting. **Protection class IP54, therefore suitable for outdoor mounting.**

Window/door contact dimensions l_xw_xh: 75x25x12 mm;
magnet dimensions l_xw_xh: 37x10x6 mm.

Solar-powered energy accumulator: For testing purposes or for operating the device, the FTK needs to be charged several hours at daylight or at artificial light. The device is then ready for immediate operation in compliance with the actuator operating instructions.

Here, the magnet need only be briefly halted at the point marked ■ after the actuator to be taught-in is activated.

After window/door contacts FTK are taught-in in switching actuators FSR14, it is possible to link up to 116 FTKs. Please refer to the actuator operating instructions.

When a wireless window/door contact FTK is taught-in in switching actuators FSB14, FSB61NP or FSB71, a lock-out protection is set up while the door is open and disables a Central Down command. Please refer to the actuator operating instructions.

After the window/door contacts FTK are taught-in in switching actuators FHK14, FHK61, FZK14 or FZK61, heating and air-conditioning equipment are switched off when windows are opened.

Both the window/door contact and the magnet have an approx. 10 mm long notch to mark the point where they must be located next to each other when the window is closed. They may not be spaced more than 5 mm apart.

The wireless sensor can be taught-in into the following actuators and the Wireless Building Visualization and Control Software: F4HK14, F2L14, FADS60, FGM, FHK14, FHK61, FMZ14, FMZ61, FSB14, FSB61, FSB71, FSG14, FSR14, FSR61, FSR71, FTN14, FTN61, FUA55LED, FUD14, FUD71, FUTH65D, FZK14, FZK61

FTK-rw	Wireless window/door contact pure white	EAN 4010312305010	72,80 €/pc.
FTK-si	Wireless window/door contact silver grey	EAN 4010312305171	72,80 €/pc.
FTK-an	Wireless window/door contact anthracite	EAN 4010312305164	72,80 €/pc.

Recommended retail prices excluding VAT.

FTKB



Wireless window/door contact with battery 75x25x12 mm, pure white.

Starting at 100 Lux daylight the window/door contact FTKB powers itself from a solar cell, otherwise several years with a button cell.

A signal is transmitted when the contact is opened or closed. Ca. every 20 minutes a signal indicating the current status is also transmitted.

Adhesive foil mounting.

Window/door contact dimensions l_xw_xh: 75x25x12 mm;
magnet dimensions l_xw_xh: 37x10x6 mm.

If the power supply of the solar module is insufficient, the electronics is powered by an internal button cell CR2032 for several years. To change only the housing has to be opened. This is also required to activate the battery supply by pulling out an insulating strip.

For teaching-in into a teachable actuator, the housing has to be opened and the inner button has to be pressed.

After window/door contacts FTK are taught-in in switching actuators FSR14, it is possible to link up to 116 FTKs. Please refer to the actuator operating instructions.

When a wireless window/door contact FTK is taught-in in switching actuators FSB14, FSB61NP or FSB71, a lock-out protection is set up while the door is open and disables a Central Down command. Please refer to the actuator operating instructions.

After the window/door contacts FTK are taught-in in switching actuators FHK14, FHK61, FZK14 or FZK61, heating and air-conditioning equipment are switched off when windows are opened.

Both the window/door contact and the magnet have an approx. 10 mm long notch to mark the point where they must be located next to each other when the window is closed. They may not be spaced more than 5 mm apart.

1-47

The wireless sensor can be taught-in into the following actuators and the Wireless Building Visualization and Control Software: F4HK14, F2L14, FADS60, FGM, FHK14, FHK61, FMZ14, FMZ61, FSB14, FSB61, FSB71, FSG14, FSR14, FSR61, FSR71, FTN14, FTN61, FUA55LED, FUD14, FUD71, FUTH65D, FZK14, FZK61

FTKB-rw

Wireless window/door contact with batteries pure white

EAN 4010312316436

87,80 €/pc.

Recommended retail prices excluding VAT.

Wireless Sensors with Energy Generator, Window/Door Contact FTKE and Position Switches FPE

1-48

FTKE



Wireless window/door contact with energy generator 48x32x11,5 mm, pure white.

Generates the power for wireless telegrams itself when the lever is pressed, therefore there is no battery, no connecting wire and no standby loss.


A FTK wireless telegram is transmitted when the contact is opened or closed (like a closed or totally opened window with an Hoppe window handle).

Adhesive foil mounting or screwing.

The 48mm long lever can be shorted to 27 mm by removing part of it.

After window/door contacts FTKE are taught-in in switching actuators FSR14, it is possible to link up to 116 FTKEs. Please refer to the actuator operating instructions.

When a wireless window/door contact FTKE is taught-in in switching actuators FSB14, FSB61NP or FSB71, a lock-out protection is set up while the door is open and disables a Central Down command. Please refer to the actuator operating instructions.

After the window/door contacts FTKE are taught-in in switching actuators FHK14, FHK61, FZK14 or FZK61, heating and air-conditioning equipment are switched off when windows are opened. **The wireless module integrated in the window/door contact can be taught-in encrypted as described in the operating instructions in all encryptable actuators of the Series 61 and Series 71 as well as the FAM14. This requires the wireless encryption plug FVST on page 1-49. Encryptable actuators bear the pictogram .**

WEEE registration number DE 30298319

The wireless sensor can be taught-in into the following actuators and the Wireless Building Visualization and Control Software: F2L14, F4HK14, FADS60, FGM, FHK14, FHK61, FMZ14, FMZ61, FSR71, FSB14, FSB61, FSB71, FSG14, FSG71, FSR14, FSR61, FSR71, FTN14, FTN61, FUA55LED, FUD14, FUD71, FUTH65D, FZK14, FZK61

FTKE-rw

Wireless window/door contact pure white

EAN 4010312315231

58,40 €/pc.

FPE-



Wireless position switch with energy generator 48x32x11,5 mm, blue.

Generates the power for wireless telegrams itself when the lever is pressed, therefore there is no battery, no connecting wire and no standby loss.

A switch signal is sent when the contact opens or closes.

Enhanced design for more than 1 million switchings.

Attached by screws. Adhesive fastening is not recommended due to the high restoring force.

The 48mm long lever can be shorted to 27 mm by removing part of it.

FPE-1: When pressing the operating lever a wireless telegram Data (hex) 0x10 is sent and when releasing Data (hex) 0x00 is sent, like a wireless pushbutton.

FPE-2: When pressing the operating lever a wireless telegram Data (hex) 0x00 is sent and when releasing Data (hex) 0x10 is sent.

The wireless module integrated in the wireless position switch can be taught-in encrypted as described in the operating instructions in all encryptable actuators of the Series 61 and Series 71 as well as the FAM14. This requires the wireless encryption plug FVST on page 1-49. Encryptable actuators bear the pictogram .

WEEE registration number DE 30298319

The wireless sensor can be taught-in in the same way as a wireless button in actuator using the Wireless Building Visualisation and Control software.

FPE-1

Wireless position switch, blue

EAN 4010312315552

62,90 €/pc.

FPE-2

Wireless position switch, blue

EAN 4010312315484

62,90 €/pc.

Recommended retail prices excluding VAT.


FVST



The encryption for the wireless window-door contacts FTKE, the wireless position switches FPE-1 and FPE-2 as well as the wireless flat pushbuttons F1FT65 and FFT55Q can be activated and deactivated with the wireless encryption plug FVST.

FTKE and FPE

Activate encryption:



Insert the encryption plug and pull the lever.


FTKE and FPE

Deactivate encryption:



F1FT65 and FFT55Q


Activate encryption:



Insert the encryption plug and operate the rocker.

F1FT65 and FFT55Q

Deactivate encryption:



Wireless Sensors

Window Handles FHF from Hoppe 'SecuSignal'

1-50

FHF-



FHF-vw



FHF-al



FHF-em



FHFS-al

Wireless Hoppe 'SecuSignal' window handles with integrated wireless transmit module, no battery or cable required. Transmit wireless telegrams automatically when windows are opened, tilted or closed.

The scope of supply includes complete installation materials.

Suppliable with or without lock. Can be taught-in in many actuators according to the list below. Among other things up to 10 pieces with individual display into the wireless universal display FUA55LED.

The wireless sensor can be taught-in into the following actuators and the Wireless Building Visualization and Control Software: F2L14, F4HK14, FADS60, FGM, FHK14, FHK61, FMZ14, FMZ61, FSB14, FSB61, FSB71, FSG14, FSR14, FSR61, FSR71, FUA55LED, FUD14, FUTH65D, FZK14, FZK61

FHF-vw	Window handle traffic-white	EAN 4010312304686	68,90 €/pc.
FHFS-vw	Window handle traffic-white with lock	EAN 4010312304693	87,00 €/pc.
FHF-al	Window handle handle aluminium steel	EAN 4010312304709	69,70 €/pc.
FHFS-al	Window handle aluminium steel with lock	EAN 4010312304716	90,40 €/pc.
FHF-em	Window handle stainless steel matt	EAN 4010312304723	119,20 €/pc.

Recommended retail prices excluding VAT.

FKF65-wg

Wireless card switch for surface mounting 84x84x29 mm or mounting into the E-design switching system*.

When the hotel key card in standard bank card format 86x54mm is inserted and removed, a wireless telegram is sent over the Eltako wireless network.

The scope of supply contains the completely assembled two-part card guide, an R1E frame, a mounting frame, a mounting plate, a wireless module and two screws with rawl plugs.

Fitting by screwing

First dismantle the fully assembled card switch. To do this, remove the screw, unhook the card guide and remove the intermediate frame together with the transmitter module by loosening the retaining bars at the top and bottom.


Fit the mounting plate by tightening the screws. Engage the frame together with the hook-in cut-outs at the top and the intermediate frame including the transmitter module with the rear ID O upwards. Insert the card guide into the top hook-in cut-outs of the frame and screw tight into the retaining plate using the screw at the bottom.

Worn card guides can be easily replaced without changing the transmitter module.

Fitting actuators

The wireless timers for card switches FZK14 and FZK61NP were specially developed to activate the wireless card switch FKF. A release delay and a response delay are adjustable on these switching relays.

To switch higher loads than specified in the technical data, the actuator must switch a contactor. In this case do not activate the zero crossing circuit on the FZK14.

The wireless module integrated in the wireless card switch can be taught-in encrypted as described in the operating instructions in all encryptable actuators of the Series 61 and Series 71 as well as the FAM14. This requires the FTVW wireless pushbutton encryption rocker on page 1-30. Encryptable actuators bear the pictogram .

* If required, please order an R2E 2-gang or an R3E 3-gang frames with suspension cut-outs.

The wireless sensor can be taught-in into the following actuators and the Wireless Building Visualization and Control Software: FGM, FLC61, FMS14, FMZ14, FMZ61, FSR14, FSR61, FSR71, FZK14, FZK61

FKF65-wg

Card switch pure white glossy

EAN 4010312316115

47,20 €/pc.

Recommended retail prices excluding VAT.

FKC65-wg



Wireless card switch with encoding for surface mounting 84x84x-29 mm or mounting into the E-design switching system*.

When the encoded key card in standard bank card format 86x54 mm is inserted and removed, a wireless telegram is sent over the Eltako wireless network.

The scope of supply contains the completely assembled two-part card guide, an R1E frame, a mounting frame, a mounting plate, a wireless module and two screws with two rawl plugs.

Only **guest cards KCG** with 2 cut-outs and 2 coding slits can be inserted in the card reader slot. Please refer to Drawing A below. Normal cheque cards do not emit a wireless telegram since they cannot be inserted deep enough.

In addition, a second card can be encoded as **service card KCS** as shown in Drawing B. The wireless telegram deviates from the normal card and can therefore be evaluated by the GFVS Software accordingly. For example, it detects and visualises the attendance of a service employee.

We deliver blank white cards encoded as KCG or KCS. Cards supplied printed can be provided by us with coding slits at the full price of the KCG or KCS.

Fitting by screwing

First dismantle the fully assembled card switch. To do this, remove the screw, unhook the card guide and remove the intermediate frame together with the transmitter module by loosening the retaining bars at the top and bottom.

Fit the mounting plate by tightening the screws. Engage the frame together with the hook-in cut-outs at the top and the intermediate frame including the transmitter module with the rear ID O upwards. Insert the card guide into the top hook-in cut-outs of the frame and screw tight into the retaining plate using the screw at the bottom.


Worn card guides can be easily replaced without changing the transmitter module.

Fitting actuators

The wireless timers for card switches FZK14 and FZK61NP were specially developed to activate the wireless card switches FKF and FKC. A release delay and a response delay are adjustable on this 16A switching relay.

To switch higher loads than specified in the technical data, the actuator must switch a contactor. In this case, do not activate the zero cross contactor at the FZK14.

A guestcard KCG and service card KCS is enclosed free of charge to every FKC as a master for encoding.

The wireless module integrated in the wireless card switch can be taught-in encrypted as described in the operating instructions in all encryptable actuators of the Series 61 and Series 71 as well as the FAM14. This requires the FTVW wireless pushbutton encryption rocker on page 1-30. Encryptable actuators bear the pictogram .

* If required, please order an R2E 2-gang or an R3E 3-gang frames with suspension cut-outs.



A: Guest card encoding KCG



B: Service card encoding KCS

The wireless sensor can be taught-in into the following actuators and the Wireless Building Visualization and Control Software: FGM, FLC61, FMS14, FMZ14, FMZ61, FSR14, FSR61, FSR71, FZK14, FZK61

FKC65-wg

Card switch with encoding pure white glossy

EAN 4010312316122

49,20 €/pc.

Recommended retail prices excluding VAT.

FZS65-wg



Wireless pull switch for surface mounting 84x84x24mm or mounting into the E-design switching system*. With grey and red handle.

When the handle is pulled and released, a wireless telegram is sent to the Eltako wireless network.

The scope of supply includes the completely assembled pull switch, an unprinted grey handle, a white printed red handle and two screws and rawl plugs.

Fitting by screwing

First dismantle the fully assembled pull switch. To do this, remove the screw, unhook the cover and remove the intermediate frame together with the rocker and transmitter module by loosening the retaining bars at the top and bottom.


Fit the mounting plate by tightening the screws. Engage the frame together with the hook-in cut-outs at the top and the intermediate frame including the transmitter module and rocker with the rear ID 0 upwards. Insert the cover with the inserted cord into the top hook-in cut-outs of the frame and screw tight into the retaining plate using the screw at the bottom. Shorten the cord to the required length, push it through the red or grey handle and secure it by a double knot.

Independent of position

The pull switch functions in any position, even when attached to the ceiling.

Matching actuators

The wireless pull switch transmits the same wireless telegrams when operated as a wireless pushbutton and can therefore be taught-in in actuators and the GFVS software in the same way. If it will be taught-in in an actuator as 'central on' as an emergency call switch the emergency can only be received with another taught-in switch with 'central off'.

The wireless module integrated in the wireless pull switch can be taught-in encrypted as described in the operating instructions in all encryptable actuators of the Series 61 and Series 71 as well as the FAM14. This requires the FTVW wireless pushbutton encryption rocker on page 1-31. Encryptable actuators bear the pictogram .

* If required, please order an R2E 2-gang or an R3E 3-gang frames with suspension cut-outs.

The wireless sensor can be taught-in into the following actuators and the Wireless Building Visualization and Control Software: FGM, FLC61, FMS14, FMZ14, FMZ61, FSR14, FSR61, FSR71, FZK14, FZK61

FZS65-wg

Pull switch pure white glossy

EAN 4010312316139

62,20 €/pc.

Recommended retail prices excluding VAT.